

MINUTES OF BOARD OF DIRECTORS MEETING
APRIL 19, 2022

THE STATE OF TEXAS
COUNTY OF HARRIS
HARRIS COUNTY MUNICIPAL UTILITY DISTRICT NO. 109

§
§
§

The Board of Directors (the “*Board*”) of Harris County Municipal Utility District No. 109 (the “*District*”) met in regular session, open to the public, at the Atascocita Waste Water Treatment Plant, 5003 Atascocita Road, Humble, Texas 77346, and via teleconference, on April 19, 2022 at 5:30 p.m.; whereupon the roll was called of the Board, to-wit:

Owen H. Parker, President
Chris Green, Vice President
Cheryl Moore, Secretary
Robin Sulpizio, Assistant Secretary
Nancy A. Frank, Assistant Secretary

All members of the Board were present, with Director Frank attending via teleconference, thus constituting a quorum. Also attending all or parts of the meeting were Mr. Emmanuel Kitmanyen and Mr. Robert Taylor, residents of the District; Mr. John Elder and Mr. Bear Oakley of Acclaim Energy Services; Ms. Courte of Arthur J. Gallagher & Co., Waterworks Insurance Network (“WIN”); Mr. Cory Burton of Municipal Accounts & Consulting, LP (“MAC”), bookkeeper for the District; Corporal Jeff Shipley of Harris County Precinct 4 Constable’s Office; Mr. Bill Kotlan of BGE, Inc. (“BGE”), engineer for the District; Mr. Clint Gehrke of Water Waste Water Management Services, Inc. (“WWWMS”), operator for the District; and Mr. Dimitri Millas, Ms. Leslie Bacon and Ms. Jane Maher of Norton Rose Fulbright US LLP (“NRF”), attorneys for the District.

Attending the meeting via teleconference: Mr. Tim Spencer of Ad Valorem Appraisals, tax assessor and collector for the District.

Call to Order. President Parker called the meeting to order in accordance with notice posted pursuant to law, copies of certificates of posting of which are attached hereto as *Exhibit A*, and the following business was transacted:

1. **Board finding of existence of emergency or public necessity making the convening at one location of a quorum of the governmental body difficult or impossible and permitting a meeting by telephone pursuant to Section 551.125 of the Texas Open Meetings Act.** Upon motion by Director Sulpizio, seconded by Director Moore, after full discussion and the question being put to the Board, the Board voted unanimously to find the existence of an emergency or public necessity making the convening at one location of a quorum of the governmental body difficult or impossible and permitting a meeting by telephone pursuant to Section 551.125 of the Texas Open Meetings Act due to COVID-19.

2. **Public Comments.** President Parker recognized Mr. Taylor and Mr. Kitmanyen. Mr. Taylor discussed issues with the bill payment system. Mr. Kitmanyen stated that he has the same issue. He proposed that the Board consider an electronic bill pay option. Discussion ensued. It was the consensus of the Board to discuss the option with WWWMS.

3. **Minutes.** The Board considered the proposed minutes of meeting held on March 15, 2022, previously distributed to the Board. Upon motion by Director Green, seconded by Director Sulpizio, after full discussion and the question being put to the Board, the Board voted unanimously to approve the minutes of the meeting held on March 15, 2022, as presented.

4. **Security Report.** Corporal Shipley reviewed the Security Report for the month of March 2022, a copy of which is attached hereto as *Exhibit B*.

5. **Update from Acclaim on Public Utility Commission of Texas decisions regarding grid reliability, introduction of Acclaim Reliability Advantage and authorize appropriate action.** President Parker recognized Mr. Elder, who presented to and reviewed with the Board information regarding the Acclaim Reliability Advantage program (“ARA”) and an engagement letter, copies of which are attached hereto as *Exhibit B*. He stated that the February freeze of 2021 highlighted vulnerabilities in the grid and that the Public Utility Commission of Texas (“PUCT”) announced that fast response generation will be installed grid wide and load response programs will be adapted to ensure reliability. He noted that as a result, electricity and delivery costs are expected to increase materially. He stated that Acclaim is requesting a proposed 12-month service agreement with a flat service fee of \$2,500 for Acclaim to educate the PUCT on MUD operating characteristics and ensure that MUDs only pay their fair share of future policy changes. He discussed other advantage of the ARA. Discussion ensued. It was the consensus of the Board to table any action.

6. **Tax Collector’s Report and authorize payment of certain bills.** President Parker recognized Mr. Spencer, who reviewed the Tax Assessor and Collector’s Report for the month of March 2022, a copy of which is attached hereto as *Exhibit C*.

Upon motion by Director Green, seconded by Director Moore, after full discussion and the question being put to the Board, the Board voted unanimously to approve the Tax Assessor and Collector’s Report and to authorize payment of check numbers 2206 through 2211, from the Tax Account to the persons, in the amounts, and for the purposes listed therein.

7. **Review Bookkeeper’s Report, and authorize payment of certain bills, and approve quarterly investment report.** President Parker recognized Mr. Burton, who presented to and reviewed with the Board the Bookkeeper’s Report, a copy of which is attached hereto as *Exhibit D*.

Mr. Burton requested that an agenda item for consideration of a contract amendment be included on the May agenda.

Upon motion by Director Sulpizio, seconded by Director Moore, after full discussion and the question being put to the Board, the Board voted unanimously to approve the Bookkeeper’s Report and to authorize payment of the checks in the amounts, to the persons, and for the purposes listed therein, to adopt the Bookkeeper’s Report as presented.

8. **Adopt budget for fiscal year ending May 31, 2023.** Mr. Burton stated that this agenda item is deferred until next month.

9. **Discuss renewal of District Insurance (expire May 22, 2022) and authorize Indemnification of Directors.** President Parker recognized Ms. Courte, who presented to and reviewed with the Board the insurance proposal from WIN, a copy of which is attached hereto as *Exhibit E*. She discussed the above ground equipment breakdown and asked if the Board would

like to increase the deductible. It was the consensus of the Board to not increase the deductible. Upon motion by Director Green, seconded by Director Sulpizio, after full discussion and the question being put to the Board, the Board voted unanimously to approve the insurance Proposal from WIN.

Mr. Millas presented the Resolution Authorizing Indemnification of Directors (the "Resolution"), a copy of which is attached hereto as *Exhibit F*. He stated that to the extent that Directors are acting in good faith in carrying out their duties, the District may indemnify Directors from losses or costs in connection with lawsuits that are not otherwise covered by the Directors and Officers liability insurance. Upon motion by Director Green, seconded by Director Sulpizio, after full discussion and the question being put to the Board, the Board voted unanimously to approve the Resolution.

10. Engineer's Report. President Parker recognized Mr. Kotlan, who presented to and reviewed with the Board the Engineer's Report, a copy of which is attached hereto as *Exhibit G*.

Mr. Kotlan reported on the utility relocations related to the FM 1960 widening and stated that the contractor, Angel Brothers is currently relocating the taps to the new water line and that no action is required.

Mr. Kotlan reported that for the Water Plant No. 2 Expansion, and presented Pay Estimate No. 10 in the amount of \$65,790.00 for approval. He stated that the work includes work on the restroom facility and yard piping.

Mr. Kotlan reported on the Barents Drive Lift Station. He stated that the plat for the lift station has been conditionally approved and that BGE will resubmit the plans for approval next week.

Mr. Kotlan reported on the Lee Water Line Extension. He stated that construction is substantially complete. He presented Change Order No. 1 in the amount of \$8,325.00 for the Board's approval. He noted that the change order was necessary due to the site condition that differed from record drawings.

Mr. Kotlan reported on the Wastewater Treatment Plant permit renewal and stated that the permit renewal is in process and is expected to be submitted in June of 2022.

Mr. Kotlan reported on the Shawn Gilbert service request. He stated that he spoke with Mr. Gilbert regarding water and sewer service. He stated that he informed Mr. Gilbert that he was approved to have an irrigation service tap in accordance with the agreement as long as he supplies a backflow preventer and does not connect the tap to a building without sewer service.

Upon motion by Director Moore, seconded by Director Sulpizio, after full discussion and the question being put to the Board, the Board voted unanimously to accept the Engineer's Report, approve Pay Estimate No. 10 to Schier Construction Company, Inc. in the amount of \$65,790.00 and approve Change Order No. 1 in the amount of \$8,325.00 to Underground Construction Solutions, LLC.

11. Review Operations Report and authorize repairs. President Parker recognized Mr. Gehrke, who presented the Operations Report dated April 19, 2022 and a list of delinquent accounts, copies of which are attached hereto as *Exhibit H*. Mr. Gehrke reported that 92.82% of

the water pumped was billed for the period March 1, 2021 through March 31, 2022.

Mr. Gehrke reported on various maintenance items.

Mr. Gehrke reported on Forest Timbers Dr. and stated that the sanitary sewer line is defective and located at the front easement of the recreation center. He reviewed a quote and inspection report from Source Point. He noted that the repair isn't immediate. Mr. Kotlan stated that BGE can receive additional bids.

Upon motion by Director Moore, seconded by Director Sulpizio, after full discussion and the question being put to the Board, the Board voted unanimously to approve the Operations Report, to approve termination of the delinquent accounts in accordance with the terms of the District's Rate Order and delegate authority to President Parker to authorize the repair on Forest Timbers Dr., in the event of an emergency.

12. **Discuss meeting format and meeting locations, and such other matters as may properly come before it.** It was the consensus of the Board to hold the next meeting at the Atascocita Waste Water Treatment Plant with a call-in option.

THERE BEING NO FURTHER BUSINESS TO COME BEFORE THE BOARD, the meeting was adjourned.

* * *

The above and foregoing minutes were passed and approved by the Board of Directors on May 17, 2022.



President, Board of Directors

ATTEST:



Secretary, Board of Directors



HARRIS COUNTY MUNICIPAL UTILITY DISTRICT NO. 109

NOTICE

In accordance with Chapter 551, Texas Government Code, take notice that the Board of Directors of Harris County Municipal Utility District No. 109 will meet in regular session, open to the public, at the Atascocita Waste Water Treatment Plant, 5003 Atascocita Road, Humble, Texas 77346, and by teleconference at **5:30 p.m. on Tuesday, April 19, 2022**. Directors, consultants, and the general public may participate in the meeting by attending the meeting at the location listed or dialing the following number: **1-346-248-7799**, **Meeting Id: 916 3156 1824**. At such meeting, the Board will consider and act on the following matters:

1. Board finding of existence of emergency or public necessity making the convening at one location of a quorum of the governmental body difficult or impossible and permitting a meeting by telephone pursuant to Section 551.125 of the Texas Open Meetings Act;
2. Public comments;
3. Approve minutes of the meeting held on March 15, 2022;
4. Update from Acclaim on Public Utility Commission of Texas decisions regarding grid reliability, introduction of Acclaim Reliability Advantage and authorize appropriate action;
5. Report by Harris County Precinct Four Constable and take any necessary action;
6. Review Tax Collector's Report and authorize payment of certain bills;
7. Review Bookkeeper's Report, and authorize payment of certain bills, and approve quarterly investment report;
8. Adopt budget for fiscal year ending May 31, 2023;
9. Review Engineer's Report, including approval of pay estimates, authorization of change orders to pending construction contracts, proposal for construction materials testing and authorize capacity commitments;
10. Approve Operations Report, authorize repairs and approve termination of delinquent accounts in accordance with the District's Rate Order;
11. Discuss renewal of District Insurance (expires May 22, 2022) and authorize indemnification of directors;
12. Discuss meeting format and meeting locations, and such other matters as may properly come before it.



Markon Reese Fulbright US LLP
Attorney for District

Exhibit A

If, during the course of the meeting covered by this Notice, the Board should determine that a closed or executive session of the Board should be held or is required in relation to any agenda item included in this Notice, then such closed or executive meeting or session, as authorized by the Texas Open Meetings Act, will be held by the Board at the date, hour, and place given in this Notice concerning any and all subjects for any and all purposes permitted by Sections 551.071-551.084 of the Texas Government Code and the Texas Open Meetings Act, including, but not limited to, Section 551.071 - for the purpose of a private consultation with the Board's attorney on any or all subjects or matters authorized by law.

Persons with disabilities who plan to attend this meeting and would like to request auxiliary aids or services are requested to contact the District's paralegal at (713) 651-5589 at least three business days prior to the meeting so that appropriate arrangements can be made.

CERTIFICATE OF POSTING NOTICE
OF MEETING OF BOARD OF DIRECTORS

THE STATE OF TEXAS

§

COUNTY OF HARRIS


§

HARRIS COUNTY MUNICIPAL UTILITY DISTRICT NO. 109

§

I hereby certify that on APR 15 2022, I posted the Notice of Meeting of the Board of Directors of Harris County Municipal Utility District No. 109, a true copy of which is attached hereto, at a place convenient to the public in Plexiglas enclosed bulletin boards located on the grounds of the District's Water Plant No. 1 at 5722 Forest Timbers Drive, Water Plant No. 2 at 20322 Burle Oak, Lift Station No. 1 at 19419 Timber Forest Drive, and Lift Station No. 2 at 4630 Springlea, within said political subdivision, as required by law.

EXECUTED this 15 day of April, 2022.



Maher, Jane

From: The Texas Network <support@texasnetwork.com>
Sent: Friday, April 15, 2022 9:55 AM
To: Maher, Jane; Russell Lambert
Subject: RE: 109 & AJOB Postings

Follow Up Flag: Follow up
Flag Status: Flagged

Posted.

<https://www.waterdistrict109.com/meetings/index.html>

If possible, please add AJOB to the future file names for their agenda.

--

Thank you!

The Texas Network

281-445-3535

281-445-3535 (Text)

281-973-8299 (Fax)

support@texasnetwork.com

<https://texasnetwork.com>

From: Maher, Jane <jane.maher@nortonrosefulbright.com>
Sent: Thursday, April 14, 2022 9:53 AM
To: Russell Lambert <russ@texasnetwork.com>
Cc: The Texas Network <support@texasnetwork.com>
Subject: RE: 109 & AJOB Postings

Hi Russ,

Please post the attached agendas to 109's website and return the COPs at your earliest convenience.

Thanks,

Jane Maher | Senior Paralegal
Norton Rose Fulbright US LLP
1301 McKinney, Suite 5100, Houston, Texas 77010-3095, United States
Tel +1 713 651 5589 | Fax +1 713 651 5246
jane.maher@nortonrosefulbright.com

NORTON ROSE FULBRIGHT

Law around the world
nortonrosefulbright.com

From: Maher, Jane
Sent: Wednesday, March 9, 2022 7:41 PM
To: Russell Lambert <russ@texasnetwork.com>

Cc: Texas Network <support@texasnetwork.com>

Subject: 109 & AJOB Postings

Hi Russ,

Please post the attached agendas to 109's website and return the COPs at your earliest convenience.

Thanks,

Jane Maher | Senior Paralegal
Norton Rose Fulbright US LLP
1301 McKinney, Suite 5100, Houston, Texas 77010-3095, United States
Tel +1 713 651 5589 | Fax +1 713 651 5246
jane.maher@nortonrosefulbright.com

NORTON ROSE FULBRIGHT

Law around the world
nortonrosefulbright.com

CONFIDENTIALITY NOTICE: This email, including any attachments, is confidential and may be privileged. If you are not the intended recipient please notify the sender immediately, and please delete it; you should not copy it or use it for any purpose or disclose its contents to any other person. Norton Rose Fulbright entities reserve the right to monitor all email communications through their networks.

Norton Rose Fulbright Australia, Norton Rose Fulbright LLP, Norton Rose Fulbright Canada LLP, Norton Rose Fulbright South Africa Inc and Norton Rose Fulbright US LLP are separate legal entities and all of them are members of Norton Rose Fulbright Verein, a Swiss verein. Norton Rose Fulbright Verein helps coordinate the activities of the members but does not itself provide legal services to clients. Details of each entity, with certain regulatory information, are available at nortonrosefulbright.com.



HARRIS COUNTY CONSTABLE, PRECINCT 4

CONSTABLE MARK HERMAN

"Proudly Serving the Citizens of Precinct 4"

6831 Cypresswood Drive ★ Spring, Texas 77379 ★ (281) 376-3472 ★ www.ConstablePct4.com

Monthly Contract Stats

HARRIS CO MUNICIPAL UTILITY DIST #109

For March 2022

Categories

Burglary Habitation: 0	Burglary Vehicle: 0	Theft Habitation: 0
Theft Vehicle: 0	Theft Other: 4	Robbery: 2
Assault: 2	Sexual Assault: 0	Criminal Mischief: 0
Disturbance Family: 14	Disturbance Juvenile: 3	Disturbance Other: 4
Alarms: 29	Suspicious Vehicles: 18	Suspicious Persons: 7
Runaways: 2	Phone Harrassment: 0	Other Calls: 546

Detailed Statistics By Deputy

Unit Number	Contract Calls	District Calls	Reports Taken	Felony Arrests	Misd Arrests	Tickets Issued	Recovered Property	Charges Filed	Mileage Driven	Days Worked
247	0	3	0	0	0	0	0	0	89	1
42	0	7	0	0	0	5	0	0	173	3
D17	24	16	3	0	0	5	0	1	406	8
E129	76	38	31	0	3	39	0	8	1196	22
E130	35	15	8	0	0	13	0	1	667	15
TOTAL	135	79	42	0	3	62	0	10	2531	49

Summary of Events

Alarms:

Deputies responded to 29 alarm calls that were cleared as false.

Checks:

Deputies conducted 277 combined park checks, MUD checks, and other miscellaneous checks.

Traffic Enforcement:

Deputies conducted numerous traffic stops and traffic initiatives throughout the contract during the month in the interest of public safety, and in an attempt to reduce the risk of motor vehicle accidents.

4000 FM 1960 Rd E- Deputy conducted a traffic stop. The driver was found to have warrants and therefore arrested.

Exhibit B

Theft Other:

5300 FM 1960 RD E- Deputy responded to a theft other. Investigation revealed unknown suspect stole the complainant's catalytic convertor.

19100 Moon Trail Dr- Deputy responded to a theft other. Investigation revealed unknown suspect stole the complainant's catalytic convertor.

5600 FM 1960 RD E- Deputy responded to a theft other. Investigation revealed unknown suspect stole the complainant's catalytic convertor.

19100 Moon Trail Dr- Deputy responded to a theft other. Investigation revealed unknown suspect stole the complainant's catalytic convertor.

Robbery:

5700 Forest Timbers Dr.- Deputies responded to a robbery of individual type call. Investigation revealed that victim was robbed while meeting the suspect to sell shoes. Victim was able to follow the suspect and provide police with whereabouts which led to the capture and arrest of suspect.

19400 Forest Timbers Ct - Deputies responded to a robbery of individual type call. Investigation revealed that victim was robbed at gun point by unknown suspect while waiting for another person. Deputies searched area with negative results. Report was completed.

Assault

20200 Misty Pines Dr- Deputy responded to an aggravated assault. Investigation revealed a juvenile was shot in the foot while inside a vehicle with other subjects. The complainant refused to cooperate and had non-life threatening injuries.

19600 Timber Forest Dr – Deputy responded to an assault. Investigation revealed juveniles engaged in a physical altercation after a school function. Two juveniles were arrested for assault and released to a parent.

Family Disturbance:

4000 FM 1960 Rd E- Deputy responded to a family disturbance call. Investigation revealed family members engaged in a physical altercation that ended without injury. Charges were declined.

20000 Big Timber Dr- Deputy responded to a family disturbance call. Investigation revealed family members engaged in a physical altercation that ended with minor injury. Suspect was arrested.

19800 Swiftbrook Dr- Deputy responded to a family disturbance call. Investigation revealed family members engaged in an altercation that ended without injury. Charges were declined.

20100 Misty Pines Dr- Deputy responded to a family disturbance call. Investigation revealed family members engaged in an altercation that ended without injury. Charges were declined.

5900 Silent Oaks Dr – Deputy responded to a family disturbance call. Investigation revealed family members engaged in a physical altercation that ended with minor injury. Suspect was arrested.

19700 Misty Pines Ct – Deputy responded to a family disturbance. Investigation revealed family members engaged in a physical altercation that ended with minor injury. Charges were declined.

19700 Misty Pines Ct – Deputy responded to a family disturbance. Investigation revealed family members engaged in a physical altercation that ended with minor injury. Charges were declined.

Suspicious Vehicles:

Contract patrol deputies responded to 18 suspicious vehicles within the community. All were investigated and cleared without further action required.

20300 Timbers Forest Dr- Deputy observed a suspicious vehicle. Investigation revealed the suspect to be in possession of narcotics and a stolen firearm. Suspect was arrested.

Suspicious Persons:

Contract Patrol deputies responded to 7 suspicious person within the community. All were investigated and cleared without further action required.

19400 Timber Forest Dr- Deputy responded to a suspicious person call. Investigation revealed the subject had open warrants and was therefore arrested.

Runaway:

20100 Big Timber Dr- Deputy responded to a runaway call. Investigation revealed juvenile left the residence without parent's permission. The juvenile was later located in Dallas and returned.

5200 Enchanted Mist Dr – Deputy responded to a runaway. Investigation revealed juvenile left the residence without parent's permission.

Other:

5300 Deer Timbers Trl- Deputy responded to a medical emergency. Investigation revealed the subject had taken an unknown substance and was transported to the hospital for evaluation.

5600 Fawn Trail Ln- Deputy responded to a fraudulent use of identification call. Investigation revealed unknown suspect used the complainant's information to obtain services.

5500 Deer Timbers Trl- Deputy responded to a lost property call. Investigations revealed complainant's front license plate was missing.

5300 Dove Forest Ln- Deputy responded to a mental health call. Investigation revealed a consumer was having a mental crisis and was transported to local hospital

4700 Atascocita Rd – Deputy responded to an abandoned vehicle call. Investigation revealed the vehicle was wrecked and reported stolen. The vehicle was towed and recovered.

20200 Misty Pines Dr- Deputy responded to a disturbance. Investigation revealed juveniles arrived at a location and caused a disturbance. They were issued trespass warnings.

5700 Upper Lake Dr.- Deputies responded to a mental health type call. Investigation revealed that individual was transported to hospital for mental evaluation after placing themselves in danger.

Report was completed.

5700 Upper Lake Dr.- Deputies responded to a fraudulent use of ID. Investigation revealed that an unknown suspect used the victim's information without consent for financial gain. Report was completed.

19500 Oak Timbers Dr.- Deputies responded to a credit card abuse type call. Investigation revealed that unknown suspect(s) used the victim's card information to make online purchase without consent. Report was completed.

5300 Enchanted Timbers Dr.- Deputies responded to a welfare check type call. Investigation revealed that reporting person was concerned when family member could not be located. Report was completed.

5700 Kiowa Timbers Dr.- Deputies responded to a meet the citizen type call. Investigation revealed that victim's mailbox had been damaged but was unaware that responsible party had already spoken to another house member and made arrangements to fix it. Report was completed.

19700 Oak Branch Ct.- Deputies responded to a disturbance type call. Investigation revealed that two neighbors were involved in a verbal altercation. One party was arrested for an outstanding warrant. Report was completed.

5300 Misty Moon Dr – Deputy responded to a civil standby. A report was completed to document the civil dispute and collection of property from a residence.



Texas Reliability Solution: The Acclaim Reliability Advantage

PRESENTED BY JOHN D. ELDER III

ACCLAIM ENERGY LTD.

FEBRUARY 2022

Exhibit C

Watch the Short Video Below for a Presentation Overview



Texas Regulatory Reforms and Opportunities for MUDs



Overview - Acclaim Reliability Advantage (ARA)

Introduction

- The February freeze of 2021 highlighted vulnerabilities in our grid and adverse impact on businesses and consumers
- Ongoing grid problems are being compounded by climate extremes, the need for renewable energy, and increased population
- The PUCT announced Dec. 16th that fast response generation will be installed grid wide and load response programs will be adapted to ensure reliability
- As a result, electricity and delivery costs are expected to increase materially and must be paid for by market participants

Importance of MUD Industry Engagement

- Educate the PUCT on MUD operating characteristics (Pumping & Plant Load)
- Ensure MUDs only pay their fair share of future policy changes
- Propose incentives that are properly crafted
- Coordination with MUD legal counsel to ensure effective and timely positions are presented
- Help craft market rules and create options to provide Reliability for Residents at little or no cost
- Educate and promote merits of using circuit level microgrids to provide localized reliability for the subdivision
- Provide expert testimony at regulatory proceedings
- Secure meetings with regulators
- Work with the PUCT to develop a Distributed Generation Solution (Circuit Level Microgrid) that provides reliability at the circuit level and removes barriers

ARA Program Goals & Benefits

Goal:

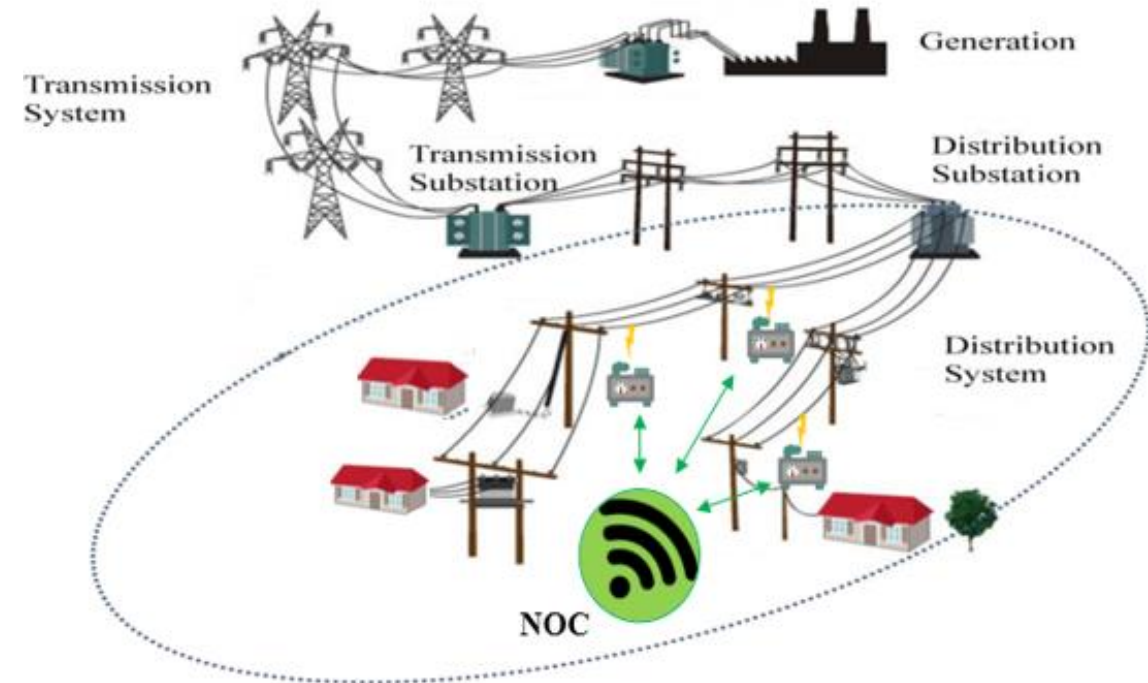
- Participate in the rules and solutions being developed
- Promote options to provide backup reliability to the homeowners at little or no cost
- Ensure the MUD's Energy budgets are protected as much as possible
- Align local utilities (CenterPoint, Oncor, TNMP) to facilitate integration of microgrids
- Convince the PUCT to provide and approve discounts for circuit-level reliability

Benefits:

- Receive webinars, newsletters, and presentations on ERCOT/PUCT actions
- Partner with MUD legal counsel as needed to make representation as robust as possible
- Analysis of how MUDs can modify current operating practices to mitigate costs
- Identify options available and the economics for each MUD's participation
- Customized analysis of budgetary impact and recommendations to capitalize on rule changes as appropriate

Proposed 12-Month Service Agreement:

- Flat Service Fee of \$2,500 per MUD



Who is Acclaim?

- A team of more than 50 experts that help commercial, industrial, and government entities solve their most important energy challenges.
- Founded in 2003
- Offices in the United States and Mexico
- \$750B under energy management
- More than \$750M accumulated customer savings
- More than 500 clients
- 97% customer retention

Acclaim is the largest energy advisor to MUDs in Texas, serving nearly 300

- For any questions, contact
- Rick Bluntzer: rick.bluntzer@axeoninterlocal.com, Phone: 281-389-5100,
- Stewart Black: stewart.black@acclaimenergy.com, Phone: 713-208-2717
- Bear Oakley: bear.oakley@acclaimenergy.com, Phone: 832-509-7753

Who is Axeon Interlocal?

- Axeon Interlocal is a Texas nonprofit, political subdivision corporation
- Members are local governments and political subdivisions that look to improve how they buy, use, and manage energy
- Axeon operates in accordance with Texas Government Code Title 7 Chapter 791 intergovernmental relations and interlocal cooperation contracts
- Axeon Interlocal offers more than 200 years of Texas energy experience to ensure customers enjoy objective-based energy supply and related services to achieve maximum performance and value

Program Leadership Team

John D. Elder III is founder and CEO of Acclaim Energy, the largest energy advisory firm to the Texas MUD industry. John pioneered the development of procurement and aggregation pools for the MUD niche market, which served as a springboard for the development of additional advisory services including risk management, demand response, reliability, energy analytics, renewables and more.

Today, his organization now serves as energy advisors for C&I multinationals, hospitals, cities, universities and government entities throughout North America.

Rebecca Klein is Principal of Klein Energy, LLC, an energy and water consulting company based in Austin, Texas and a member of the Saber Partners Advisory Board. Her clients include international and domestic companies focused on expanding in North America and whose needs concern regulatory, commercial, financial, strategic, and/or government affairs expertise. Over the last twenty-five years she has worked in Washington, DC and in Texas in the energy, water and national security arenas.

Prior to starting her company in 2006, Ms. Klein was the Chairman of the Public Utility Commission of Texas (PUCT) during which time she oversaw the restructuring of the State's \$36 billion electric power industry. She also managed the PUCT's first use of securitization by Reliant Energy (now CenterPoint Energy) and Oncor Electric Delivery that was an essential component of the electricity market deregulation.

Rick Bluntzer is CEO of Axeon Interlocal. He has more than 25 years in the public and government affairs arenas. Rick brings a wealth of energy industry and leadership experience after serving in senior management roles with the Lower Colorado River Authority, NRG, and Just Energy.

Rick achieves exceptional results by building and leading effective business development and public affairs campaigns. He has an exemplary record of quickly scaling and achieving financial milestones through effective strategic planning, stakeholder relations, and organizational management. Rick has been a key architect in the development and transformation of in-house divisions including Community Relations, Corporate Communications, Human Resources and Regulatory Affairs at the global level.



acclaim energy
STRATEGIC ENERGY MANAGEMENT

Take Action to Protect MUDs in Today's Energy Market

Texas is rapidly modifying the rules and laws associated with the energy market due to the reliability challenge experienced in the extended freeze of February 2021. Over the last six months, TCEQ and the PUCT have begun to clarify and implement the application of Senate Bill 3 (SB3). In addition, the PUCT announced the roadmap on December 16th that Texas will follow to create a reliable grid. These changes and others under review are expected to be the most significant since energy deregulation in the 1990's. As with any change in the rules, it can create challenges and opportunities for the MUD industry.

Since the reliability of the Texas electrical grid were exposed in 2021, Acclaim has been proactively engaged with the PUC in monitoring key stakeholder positions regarding proposed reforms and solutions that involve MUD's. What we have learned that many making policy decisions lack an understanding of what a MUD is and how it can contribute to solving the reliability challenges.

Unfortunately, the industry has not been represented in many of these conversations that will ultimately determine the future of the MUDs' energy budgets and the reliability that is so critical to everyone. Currently, the PUCT proposal includes heavily incentivizing consumers to participate in load reduction and creating markets to incentivize the introduction of significant quick response generation into the grid. The incentives to install generation in the grid creates the option for the MUD to provide reliability to the homeowners if the rules can be crafted properly. Considering the incredible impact these changes can have to the MUDs it's imperative that the MUD industry have an advocate to protect their interests and ensure they only pay their fair share of the increasing costs of the new market rules and work to provide the option to the MUDs to provide reliability for the homeowners.

To this end, Acclaim would like to propose a solution that has been vetted with MUD industry leaders and ensures proactive, quality representation by experienced and former industry regulators in these meetings to advocate for the interests of the MUD industry.

Who is Axeon Interlocal:

Axeon is a Texas nonprofit, political subdivision corporation whose members are local governments and political subdivisions that look to improve how they buy, use, and manage energy. Axeon operates in accordance with Texas Government Code Title 7 Chapter 791 intergovernmental relations and interlocal cooperation contracts. Axeon has secured the services of Acclaim to deliver energy services to their customers and will be integral to the public private partnership strategy for the MUDs.

Acclaim Energy
1885 St. James Place Suite
1220, Houston Texas, 77056
T: (713) 524 0250

www.acclaimenergy.com



The Reliability Advantage Program

Purpose: To have Acclaim Energy and Axeon Interlocal to serve as the interface before government agencies and elected officials in Austin to track policy discussions, coordinate responses, and present options that best represent and protect the interests of the MUD industry.

Who is Acclaim?

Acclaim is a Texas-based energy advisory firm who has served the MUD industry for more than 18 years. Currently they are the largest energy management firm for the MUD industry, serving nearly 300 districts. They have a 97% customer retention rate, manage more than 30,000 meters, and over \$2.5 billion in energy spend. They have representatives in Austin, Corpus Christi, Dallas, and Houston.

Services Include:

- Consistent and timely involvement in policy matters
- Provide expert testimony at regulatory proceedings
- Present proposals and comments on rules or legislative changes
- Collaborate with regulators and stakeholders to develop a distributed generation solution (circuit-level microgrid) that can provide reliability at the circuit level for homeowners
- Modeling of proposed tariff changes to assess impact on MUDs
- Propose programs for load participation in which MUDs can participate
- Provide quarterly webinar updates and newsletters to program participants
- Collaborate with MUD legal community as and when needed
- Evaluation of the participating MUDs options for revenue generation and cost reductions under the new rules with a supporting business case for each MUD for consideration by the board
- Represent the participating MUD's interests to develop, evaluate and secure options for circuit level microgrids for reliability. This will include working with the Utilities, Developers and Regulators to help construct new rules to enable the reliability solution that falls within the MUD's allocated powers and if possible present the option to the board for consideration
- To coordinate with Axeon Interlocal to expedite the implementation of energy related solutions when appropriate

Timing: 12-month service agreement

Cost: Flat fee of \$2,500 due upon contract signing

Signature: _____

Print Name: _____

Date: _____

MUD: _____

Board Representative: Name and Email _____

Operator: Name and Email _____

Acclaim Energy
1885 St. James Place Suite
1220, Houston Texas, 77056
T: (713) 524 0250

Harris County Municipal Utility District Number 109

Tax Collector's Report

Table of Contents

March 31, 2022

Cash Receipts and Disbursements	Page 1
Taxes Receivable Summary	Pages 2-3
2021 Tax Levy and Adjustments	Page 4
2020 Tax Levy and Adjustments	Page 5
2019 Tax Levy and Adjustments	Page 6
Tax Collections Detail	Pages 7-8
Taxes Receivable Detail	Pages 9-10

Disbursements for April 19, 2022:

#2206: Ad Valorem Appraisals Inc; Tax A/C Fee-4/2022	\$2,859.02
#2207: Perdue Brandon Fielder Collins & Mott; Tax Atty Fee: 3/2022	1,376.09
#2208: Arthur J Gallagher Risk Management; Tax A/C Bond	250.00
#2209: Atascocita 5100 Ltd; Refund 109-144-000-0021	673.13
#2210: Joe J & Juventina Gonzales; Refund 119-848-002-0027	240.00
#2211: Progressive Leasing; Refund 2220155	<u>6.63</u>
Total Disbursements for April 19, 2022	<u>\$5,404.87</u>

Exhibit C

Harris County Municipal Utility District Number 109

Tax Collector's Report

Current Period Covered: March 1, 2022 to March 31, 2022

Fiscal Year Beginning: June 1, 2021

<u>Cash Receipts and Disbursements</u>	<u>Current Period</u>	<u>Year to Date</u>
Cash Balance at Beginning of Period	\$158,467.46	\$316,456.89
Collections:		
2021 Tax Collections	105,113.97	3,248,841.24
2020 Tax Collections	1,795.94	114,210.45
2019 Tax Collections	1,502.94	8,186.13
2018 Tax Collections	758.71	2,624.77
2017 Tax Collections	774.20	2,243.75
2016 Tax Collections	735.35	1,185.46
2015 Tax Collections	749.00	1,222.20
2014 Tax Collections	676.19	1,062.72
2013 Tax Collections	609.99	609.99
2012 Tax Collections	152.49	152.49
2006 Tax Collections	0.00	14.79
1996 Tax Collections	0.00	5.61
Penalty and Interest	8,113.08	33,887.64
Tax Attorney Fees	1,376.09	14,829.87
Overpayments	2,355.38	70,826.55
Interest Earned	<u>37.30</u>	<u>1,018.03</u>
Total Collections	124,750.63	3,500,921.69
Disbursements:		
Tax Assessor-Collector Fee	2,859.02	28,547.84
Tax Attorney Fee	308.28	16,525.94
Data Processing Charges	0.00	4,034.20
Publication Cost	0.00	12,076.37
Appraisal District Quarterly Fee	6,550.12	24,068.12
Transfer to Maintenance Fund	0.00	1,345,833.33
Transfer to Debt Service Fund	0.00	2,054,166.67
Refund Overpayments	<u>3,610.54</u>	<u>62,235.98</u>
Total Disbursements	<u>13,327.96</u>	<u>3,547,488.45</u>
Cash Balance at End of Period	<u>\$269,890.13</u>	<u>\$269,890.13</u>

Harris County Municipal Utility District Number 109

Tax Collector's Report Taxes Receivable Summary as of March 31, 2022

Taxes Receivable by Year

<u>Year</u>	<u>Adjusted Tax Levy</u>	<u>Collections To Date</u>	<u>Taxes Receivable</u>	<u>Percent Collected</u>
2021	\$3,391,049.22	\$3,248,841.24	\$142,207.98	95.81%
2020	3,168,383.44	3,143,027.63	25,355.81	99.20%
2019	3,084,551.02	3,064,287.61	20,263.41	99.34%
2018	2,906,830.16	2,895,611.57	11,218.59	99.61%
2017	2,895,613.63	2,886,414.13	9,199.50	99.68%
2016	2,808,690.61	2,801,679.43	7,011.18	99.75%
2015	2,573,712.76	2,568,634.64	5,078.12	99.80%
2014	2,301,769.82	2,296,812.58	4,957.24	99.78%
2013	2,097,527.32	2,093,511.90	4,015.42	99.81%
2012	2,071,519.13	2,067,935.45	3,583.68	99.83%
2011	2,121,714.06	2,118,584.76	3,129.30	99.85%
2010	2,138,895.52	2,135,737.86	3,157.66	99.85%
2009	2,160,628.25	2,157,562.99	3,065.26	99.86%
2008	2,142,045.24	2,139,697.48	2,347.76	99.89%
2007	2,084,977.70	2,082,208.47	2,769.23	99.87%
2006	2,108,720.67	2,106,761.21	1,959.46	99.91%
2005	2,197,283.24	2,195,543.57	1,739.67	99.92%
2004	2,010,295.69	2,007,622.69	2,673.00	99.87%
2003	1,863,011.08	1,860,553.26	2,457.82	99.87%
2002	1,743,166.99	1,742,780.89	386.10	99.98%
2001	1,705,006.18	1,704,772.45	233.73	99.99%
2000	1,630,288.09	1,630,151.22	136.87	99.99%
1999	1,482,019.84	1,481,978.10	41.74	100.00%
1998	1,346,040.98	1,345,882.41	158.57	99.99%
1997	1,218,889.39	1,218,854.71	34.68	100.00%
1996	1,156,053.10	1,156,021.00	32.10	100.00%
1995	1,130,565.24	1,130,545.88	19.36	100.00%
1994	1,124,058.85	1,124,058.85	0.00	100.00%
1993	1,075,288.28	1,075,288.28	0.00	100.00%
1992	1,056,792.83	1,056,792.83	0.00	100.00%
1991	1,062,453.27	1,062,453.27	0.00	100.00%
1990	918,308.87	918,308.87	0.00	100.00%
1989	894,403.45	894,403.45	0.00	100.00%
1988	856,779.83	856,779.83	0.00	100.00%
1987	853,204.06	853,204.06	0.00	100.00%
1986	857,037.29	857,037.29	0.00	100.00%
1985	793,674.23	793,674.23	0.00	100.00%
1984	760,460.05	760,460.05	0.00	100.00%
1982	<u>561,303.52</u>	<u>561,303.52</u>	<u>0.00</u>	<u>100.00%</u>
Totals	<u>\$68,353,012.90</u>	<u>\$68,095,779.66</u>	<u>\$257,233.24</u>	<u>99.62%</u>

Harris County Municipal Utility District Number 109

Tax Collector's Report Taxes Receivable Summary as of March 31, 2022

Tax Roll Information

<u>Year</u>	<u>Taxable Value</u>	<u>Annual Change</u>	<u>Debt Tax Rate</u>	<u>Maintenance Tax Rate</u>	<u>Total Tax Rate</u>	<u>Exemptions</u>
2021	706,066,016	6.97%	0.29000	0.19000	0.48000	25,000 O/D
2020	660,079,285	2.72%	0.31500	0.16500	0.48000	25,000 O/D
2019	642,614,605	8.32%	0.32000	0.16000	0.48000	25,000 O/D
2018	593,230,582	2.44%	0.36000	0.13000	0.49000	10,000 O/D
2017	579,121,338	7.22%	0.36000	0.14000	0.50000	10,000 O/D
2016	540,136,676	9.13%	0.41000	0.11000	0.52000	10,000 O/D
2015	494,944,745	11.81%	0.39000	0.13000	0.52000	10,000 O/D
2014	442,648,062	9.74%	0.39000	0.13000	0.52000	10,000 O/D
2013	403,370,606	1.26%	0.42000	0.10000	0.52000	10,000 O/D
2012	398,369,066	-2.37%	0.42000	0.10000	0.52000	10,000 O/D
2011	408,021,927	-0.80%	0.42000	0.10000	0.52000	10,000 O/D
2010	411,326,061	-1.01%	0.42000	0.10000	0.52000	10,000 O/D
2009	415,504,618	0.87%	0.42000	0.10000	0.52000	10,000 O/D
2008	411,931,758	2.74%	0.42000	0.10000	0.52000	10,000 O/D
2007	400,957,245	6.48%	0.42000	0.10000	0.52000	10,000 O/D
2006	376,557,265	2.83%	0.46000	0.10000	0.56000	10,000 O/D
2005	366,208,721	9.30%	0.50000	0.10000	0.60000	10,000 O/D
2004	335,049,282	7.91%	0.50000	0.10000	0.60000	10,000 O/D
2003	310,501,847	6.88%	0.50000	0.10000	0.60000	10,000 O/D
2002	290,527,832	5.63%	0.50000	0.10000	0.60000	10,000 O/D
2001	275,035,288	9.50%	0.52000	0.10000	0.62000	10,000 O/D
2000	251,170,142	15.23%	0.57367	0.07547	0.64914	10,000 O/D
1999	217,977,950	10.11%	0.60460	0.07540	0.68000	10,000 O/D
1998	197,957,174	10.43%	0.63000	0.05000	0.68000	10,000 O/D
1997	179,258,410	3.88%	0.63000	0.05000	0.68000	10,000 O/D
1996	172,555,210	2.26%	0.62000	0.05000	0.67000	10,000 O/D
1995	168,741,080	2.08%	0.62000	0.05000	0.67000	10,000 O/D
1994	165,302,770	4.54%	0.63000	0.05000	0.68000	10,000 O/D
1993	158,130,630	3.99%	0.63000	0.05000	0.68000	10,000 O/D
1992	152,056,520	-0.53%	0.64500	0.05000	0.69500	10,000 O/D
1991	152,870,970	6.44%	0.64500	0.05000	0.69500	10,000 O/D
1990	143,620,410	4.37%	0.58940	0.05000	0.63940	10,000 O/D
1989	137,600,530	4.39%	0.60000	0.05000	0.65000	10,000 O/D
1988	131,812,280	0.42%	0.60000	0.05000	0.65000	10,000 O/D
1987	131,262,160	-8.11%	0.60000	0.05000	0.65000	10,000 O/D
1986	142,839,550	-1.02%	0.55000	0.05000	0.60000	10,000 O/D
1985	144,304,410	4.37%	0.50000	0.05000	0.55000	10,000 O/D
1984	138,265,460	-1.22%	0.50000	0.05000	0.55000	10,000 O/D
1982	139,975,940	0.00%	0.35100	0.05000	0.40100	10,000 O/D

Harris County Municipal Utility District Number 109

Tax Collector's Report 2021 Tax Levy and Adjustments as of March 31, 2022

<u>2021 Tax Rate: \$0.48 (0.29 I&S + 0.19 M&O)</u>		<u>Taxable Value</u>	<u>Tax Levy</u>
Original Tax Roll:	8/20/2021	\$599,422,348	\$2,879,240.93
Adjustments:			
Supplemental Roll 1	9/24/2021	39,340,365	188,833.75
Supplemental Roll 2	10/15/2021	20,509,474	98,445.48
Supplemental Roll 3	11/15/2021	27,270,514	130,898.47
Supplemental Roll 4	1/3/2022	17,128,854	82,145.11
Supplemental Rolls 5 & 6	2/25/2022	2,550,220	12,233.14
Correctional Roll 7	3/18/2022	<u>-155,759</u>	<u>-747.65</u>
Total Adjustments		<u>106,643,668</u>	<u>511,808.29</u>
Total Tax Levy		<u>\$706,066,016</u>	<u>\$3,391,049.22</u>

Summary of 2021 Certified Property Values:

<u>Land Value</u>	<u>Improvements</u>	<u>Personalty</u>	<u>Assessed</u>	<u>Exemptions</u>	<u>Taxable Value</u>
<u>140,375,832</u>	<u>599,194,579</u>	<u>15,029,698</u>	<u>754,600,109</u>	<u>48,534,093</u>	706,066,016
33 Accounts Remain Uncertified					<u>151,379</u>
Total Estimated Taxable Value					<u>706,217,395</u>

Harris County Municipal Utility District Number 109

Tax Collector's Report 2020 Tax Levy and Adjustments as of March 31, 2022

<u>2020 Tax Rate: \$0.48 (0.315 I&S + 0.165 M&O)</u>		<u>Taxable Value</u>	<u>Tax Levy</u>
Original Tax Roll:	9/4/2020	\$583,060,683	\$2,798,691.28
Adjustments:			
Supplemental Roll #1	10/2/2020	28,816,536	138,319.37
Supplemental Roll #2	10/30/2020	12,021,745	57,704.38
Supplemental Roll #3	11/27/2020	19,120,696	91,779.34
Supplemental Roll #4	12/20/2020	12,220,643	58,659.09
Supplemental Roll #5	1/30/2021	4,557,017	21,873.68
Supplemental Rolls #6-7	3/23/2021	818,856	3,930.51
Supplemental Rolls #8-10	6/22/2021	1,023,229	4,911.50
Correctional Roll #11	7/16/2021	-158,630	-761.43
Supplemental Rolls #12-13	9/23/2021	132,178	634.45
Correctional Rolls #14-15	11/15/2021	-507,744	-2,434.29
Supplemental Roll #16	1/3/2022	117,056	561.86
Correctional Rolls #17 & 18	2/25/2022	-1,121,348	-5,382.47
Correctional Roll #19	3/18/2022	<u>-21,632</u>	<u>-103.83</u>
Total Adjustments		<u>77,018,602</u>	<u>369,692.16</u>
Total Tax Levy		<u>\$660,079,285</u>	<u>\$3,168,383.44</u>

Summary of 2020 Certified Property Values:

<u>Land Value</u>	<u>Improvements</u>	<u>Personalty</u>	<u>Assessed</u>	<u>Exemptions</u>	<u>Taxable Value</u>
<u>133,700,883</u>	<u>553,754,691</u>	<u>17,728,246</u>	<u>705,183,820</u>	<u>45,104,535</u>	<u>660,079,285</u>

Harris County Municipal Utility District Number 109

Tax Collector's Report 2019 Tax Levy and Adjustments as of March 31, 2022

<u>2019 Tax Rate: \$0.48 (0.32 I&S + 0.16 M&O)</u>		<u>Taxable Value</u>	<u>Tax Levy</u>
Original Tax Roll:	8/24/2019	\$582,302,792	\$2,795,053.45
Adjustments:			
Supplemental Roll #1	9/21/2019	4,874,279	23,396.54
Supplemental Roll #2	10/19/2019	34,876,233	167,405.92
Supplemental Roll #3	10/31/2019	14,999,304	71,996.66
Supplemental Roll #4	12/20/2019	3,415,583	16,394.80
Supplemental Roll #5	1/24/2020	159,694	766.53
Supplemental Roll #6	3/26/2020	1,148,802	5,514.25
Correctional Rolls #7&8	4/24/2020	-53,305	-255.88
Correctional Roll #9	5/24/2020	-103,355	-496.10
Correctional Roll #10	6/19/2020	-10,014	-48.07
Correctional Roll #11	7/24/2020	-23,341	-112.04
Correctional Roll #12	8/21/2020	-56,761	-272.46
Correctional Roll #13	10/4/2020	-440,144	-2,112.70
Supplemental Roll #14	1/4/2021	20,518	98.49
Supplemental Rolls #15-19	3/23/2021	629,818	3,023.13
Supplemental Rolls #20-21	6/22/2021	891,483	4,280.00
Correctional Roll #23	9/23/2021	-282	-1.35
Correctional Roll #27	11/15/2021	-25,000	-120.00
Supplemental Roll #29	1/3/2022	59,683	286.48
Correctional Roll #30	2/23/2022	-50,000	-240.00
Correctional Roll #31	3/18/2022	<u>-1,382</u>	<u>-6.63</u>
Total Adjustments		<u>60,311,813</u>	<u>289,497.57</u>
Total Tax Levy		<u>\$642,614,605</u>	<u>\$3,084,551.02</u>

Summary of 2019 Certified Property Values:

<u>Land Value</u>	<u>Improvements</u>	<u>Personalty</u>	<u>Assessed</u>	<u>Exemptions</u>	<u>Taxable Value</u>
<u>108,690,643</u>	<u>564,535,068</u>	<u>15,215,612</u>	<u>688,441,323</u>	<u>45,826,718</u>	<u>642,614,605</u>

Harris County Municipal Utility District Number 109

Tax Collector's Report Tax Collections for March, 2022

<u>Property Owner</u>	<u>Account No</u>	<u>Tax Amount</u>	<u>Pen & Int</u>	<u>Atty/Cost</u>	<u>Overpaid</u>	<u>Total Pmt</u>
2021 Tax Collections:						
Various Accounts	287 Accounts	\$107,334.21	\$5,346.13	\$354.34	\$8.51	\$113,043.19
Atascocita 5100 Ltd	109-144-000-0021	-673.13	0.00	0.00	673.13	0.00
Gonzales Joe J & Juventina	119-848-002-0027	-120.00	0.00	0.00	120.00	0.00
Porter Alfred R & Cecelia A	136-080-003-0018	-116.42	0.00	0.00	116.42	0.00
Burrows David Steven	138-348-004-0011	-964.80	0.00	0.00	964.80	0.00
Wells Tauren & Lorna	119-300-002-0013	-345.89	0.00	0.00	345.89	0.00
Total 2021 Tax Collections		<u>\$105,113.97</u>	<u>\$5,346.13</u>	<u>\$354.34</u>	<u>\$2,228.75</u>	<u>\$113,043.19</u>
2020 Tax Collections:						
Gonzales Joe J & Juventina	119-848-002-0027	-\$120.00	\$0.00	\$0.00	\$120.00	\$0.00
Hair Masters	2344113	43.87	11.40	11.05	0.00	66.32
Brown-Sullinger Kelly	108-492-000-0027	729.32	182.33	182.33	0.00	1,093.98
Sanchez Olga	113-142-000-0043	4.07	1.06	1.03	0.00	6.16
Rodriguez Able	114-139-017-0043	267.73	69.61	67.47	0.00	404.81
Richard Brenda M	123-226-004-0019	<u>870.95</u>	<u>226.44</u>	<u>219.48</u>	<u>0.00</u>	<u>1,316.87</u>
Total 2020 Tax Collections		<u>\$1,795.94</u>	<u>\$490.84</u>	<u>\$481.36</u>	<u>\$120.00</u>	<u>\$2,888.14</u>
2019 Tax Collections:						
Progressive Leasing	2220155	-\$6.63	\$0.00	\$0.00	\$6.63	\$0.00
Brown-Sullinger Kelly	108-492-000-0027	719.68	74.84	0.00	0.00	794.52
Rodriguez Able	114-139-017-0043	117.87	44.79	32.53	0.00	195.19
Mitchem Anna M	115-511-021-0036	<u>672.02</u>	<u>255.37</u>	<u>185.48</u>	<u>0.00</u>	<u>1,112.87</u>
Total 2019 Tax Collections		<u>\$1,502.94</u>	<u>\$375.00</u>	<u>\$218.01</u>	<u>\$6.63</u>	<u>\$2,102.58</u>
2018 Tax Collections:						
Brown-Sullinger Kelly	108-492-000-0027	<u>\$758.71</u>	<u>\$116.97</u>	<u>\$0.00</u>	<u>\$0.00</u>	<u>\$875.68</u>
Total 2018 Tax Collections		<u>\$758.71</u>	<u>\$116.97</u>	<u>\$0.00</u>	<u>\$0.00</u>	<u>\$875.68</u>
2017 Tax Collections:						
Brown-Sullinger Kelly	108-492-000-0027	<u>\$774.20</u>	<u>\$158.07</u>	<u>\$0.00</u>	<u>\$0.00</u>	<u>\$932.27</u>
Total 2017 Tax Collections		<u>\$774.20</u>	<u>\$158.07</u>	<u>\$0.00</u>	<u>\$0.00</u>	<u>\$932.27</u>
2016 Tax Collections:						
Brown-Sullinger Kelly	108-492-000-0027	<u>\$735.35</u>	<u>\$207.13</u>	<u>\$0.00</u>	<u>\$0.00</u>	<u>\$942.48</u>
Total 2016 Tax Collections		<u>\$735.35</u>	<u>\$207.13</u>	<u>\$0.00</u>	<u>\$0.00</u>	<u>\$942.48</u>
2015 Tax Collections:						
Brown-Sullinger Kelly	108-492-000-0027	<u>\$749.00</u>	<u>\$270.89</u>	<u>\$0.00</u>	<u>\$0.00</u>	<u>\$1,019.89</u>
Total 2015 Tax Collections		<u>\$749.00</u>	<u>\$270.89</u>	<u>\$0.00</u>	<u>\$0.00</u>	<u>\$1,019.89</u>

Harris County Municipal Utility District Number 109

Tax Collector's Report Tax Collections for March, 2022

<u>Property Owner</u>	<u>Account No</u>	<u>Tax Amount</u>	<u>Pen & Int</u>	<u>Atty/Cost</u>	<u>Overpaid</u>	<u>Total Pmt</u>
2014 Tax Collections:						
Brown-Sullinger Kelly	108-492-000-0027	<u>\$676.19</u>	<u>\$298.65</u>	<u>\$0.00</u>	<u>\$0.00</u>	<u>\$974.84</u>
Total 2014 Tax Collections		<u>\$676.19</u>	<u>\$298.65</u>	<u>\$0.00</u>	<u>\$0.00</u>	<u>\$974.84</u>
2013 Tax Collections:						
Brown-Sullinger Kelly	108-492-000-0027	<u>\$609.99</u>	<u>\$664.89</u>	<u>\$254.98</u>	<u>\$0.00</u>	<u>\$1,529.86</u>
Total 2013 Tax Collections		<u>\$609.99</u>	<u>\$664.89</u>	<u>\$254.98</u>	<u>\$0.00</u>	<u>\$1,529.86</u>
2012 Tax Collections:						
Brown-Sullinger Kelly	108-492-000-0027	<u>\$152.49</u>	<u>\$184.51</u>	<u>\$67.40</u>	<u>\$0.00</u>	<u>\$404.40</u>
Total 2012 Tax Collections		<u>\$152.49</u>	<u>\$184.51</u>	<u>\$67.40</u>	<u>\$0.00</u>	<u>\$404.40</u>
Summary of Other Collections			<u>\$8,113.08</u>	<u>\$1,376.09</u>	<u>\$2,355.38</u>	124,560.84
Interest Earnings						<u>37.30</u>
Total Collected during Month						<u>\$124,598.14</u>

Harris County Municipal Utility District Number 109

Tax Collector's Report Taxes Receivable Detail as of March 31, 2022

Property Owner	Account No.	2020 Tax	2019 Tax	2018 Tax	2017 Tax	Prior Yrs
Exchange Church Houston	043-206-000-0195	\$816.49	\$0.00	\$0.00	\$0.00	\$0.00
Guniganti Prabhakar	045-005-000-0125	0.00	0.00	0.81	0.00	0.00
Wu & Chen Investment LLC	102-063-000-0008	0.00	248.01	0.00	0.00	0.00
D:Vineyard Travis & Danelle	102-065-000-0007	559.49	552.96	581.84	593.71	2,716.95
Extreme Remodeling LLC	102-066-000-0020	4.20	4.20	4.29	4.38	4.55
State of Texas	102-066-000-0021	0.00	0.00	1.76	0.00	0.00
Gaddis John M	102-068-000-0021	648.97	758.83	0.00	0.00	0.00
Rodruguez Daniel & Yolanda	102-068-000-0023	115.44	0.00	0.00	0.00	0.00
D:Catlin Steven L	102-069-000-0004	97.98	89.07	77.52	0.00	0.00
Garcia Alberto	108-488-000-0057	125.75	0.00	0.00	0.00	0.00
D:Tolliver Cletis F & Glenda	108-489-000-0011	728.43	0.00	0.00	0.00	0.00
P:Sweeney Bryan A	108-492-000-0020	0.00	0.00	0.00	126.75	0.00
D:Strengel Kris C	108-494-000-0020	758.52	747.60	859.70	868.56	6,797.16
Felchak Kenneth W & Ruby	108-496-000-0031	654.37	0.00	0.00	0.00	0.00
Wilson Dewey M	108-497-000-0032	620.57	603.40	708.16	722.61	1,322.50
State of Texas	108-497-000-0047	0.00	0.00	23.50	0.00	0.00
D:Key Sherry R	109-142-000-0001	539.39	484.90	360.88	123.40	0.00
D:Cartwright Ed & Diane	109-142-000-0034	591.09	526.44	550.92	533.51	3,576.29
D:Brokaw Sharon	109-144-000-0002	0.00	444.96	475.30	0.00	1,010.49
Lipsey Pahjmon	109-144-000-0007	694.07	660.75	0.00	0.00	0.00
Riley Michael E & Tamara M	110-750-000-0050	700.92	0.00	0.00	0.00	0.00
Costello Thomas J	111-527-000-0007	737.81	0.00	0.00	0.00	0.00
S:Deyle Kurt	111-527-000-0010	672.85	611.68	457.02	0.00	0.00
Deyle Kurt	111-527-000-0013	0.00	0.00	0.00	0.00	2,096.83
Barbosa Jose A Jr & Claudia	111-766-000-0024	201.06	892.05	0.00	0.00	0.00
Brown Joseph J Jr & Caroly	113-132-000-0010	0.00	237.96	0.00	0.00	0.00
Rodriguez D	113-137-000-0037	743.24	0.00	0.00	0.00	0.00
Warmuth John J	113-142-000-0028	0.00	0.00	50.00	0.00	0.00
Bjornaas Kevin Estate of	114-139-009-0007	722.59	661.00	578.20	0.00	0.00
S:Jackson Keshell	114-139-009-0015	717.52	652.30	612.80	625.31	620.03
Chicosky Gregory P	114-139-010-0017	0.00	563.41	0.00	0.00	0.00
D:Paxton Roy C & Debbie M	114-139-010-0036	429.28	379.35	0.00	188.48	0.00
Lacour Carey L & Vanita	114-139-013-0053	688.33	0.00	0.00	0.00	0.00
D:Gonzalez Virginia	114-139-015-0003	547.43	487.49	527.53	488.00	0.00
Geibe Virginia	114-139-015-0004	0.00	477.24	0.00	0.00	0.00
Leal Juan E & Stephanie	114-139-015-0023	552.43	0.00	0.00	0.00	0.00
D:Cook Julia S	114-139-015-0036	609.82	432.25	468.45	478.01	2,780.18
Seward B Randolph	114-139-017-0014	471.96	418.15	463.62	0.00	0.00
P:Rodriguez Able	114-139-017-0043	399.07	31.57	0.00	0.00	0.00
Foster John H	114-139-018-0004	713.72	0.00	0.00	0.00	0.00
Sanchez Pablo	114-350-014-0091	802.54	0.00	0.00	0.00	0.00
Jones Edward A & Agnes	114-350-015-0047	0.00	0.00	0.00	0.00	0.78
P:Stevenson Yolanda	114-350-015-0049	631.13	0.00	0.00	0.00	0.00
Blow Frederick E & Cheryl	114-350-015-0118	0.00	0.00	1,036.24	1,057.39	0.00
Q:Redstone Randolph & Ca	114-350-016-0039	456.00	0.00	0.00	0.00	0.00
D:Harris Virginia B	114-350-016-0083	869.22	855.21	868.88	844.16	4,097.68
State of Texas	115-346-000-0002	0.00	0.00	8.33	0.00	0.00
Knight Chris & Terry	115-511-019-0012	1,032.72	0.00	0.00	0.00	0.00
S:Mitchem Anna M	115-511-021-0036	0.00	0.00	258.74	0.00	0.00
State of Texas	115-813-000-0005	0.00	0.00	2.00	0.00	0.00
State of Texas	116-275-000-0416	0.00	0.00	91.06	0.00	0.00
Continental Land Owners	116-276-000-0312	0.48	0.48	0.49	0.00	0.00
Rosques Sandra P	116-276-000-0580	0.00	2,976.58	0.00	0.00	0.00

Harris County Municipal Utility District Number 109

Tax Collector's Report Taxes Receivable Detail as of March 31, 2022

Property Owner	Account No.	2020 Tax	2019 Tax	2018 Tax	2017 Tax	Prior Yrs
Ebanks Lilith A	118-705-001-0049	120.00	0.00	0.00	0.00	0.00
Harris Jack L & Diana L	119-848-003-0002	911.18	895.66	916.39	0.00	0.00
Alexander Arthur	121-882-001-0001	0.00	1,292.17	0.00	0.00	0.00
Gomez Cecila	123-226-003-0046	728.20	0.00	0.00	0.00	0.00
State of Texas	137-755-001-0003	0.00	99.70	0.00	0.00	0.00
Allstate Insurance Company	0435798	70.06	81.25	0.00	0.00	0.00
Wabasha Leasing LLC	1044962	7.44	0.00	0.00	0.00	0.00
Sears Holdings	2048505	1,678.97	1,714.12	0.00	0.00	0.00
Digital Professionals Compu	2064780	21.63	21.63	21.89	22.15	113.17
Compro Tax	2128836	8.27	8.27	0.00	0.00	0.00
B & L Capital Inc	2154083	20.08	15.90	24.08	27.55	178.87
Kevin R Culp	2157330	43.58	43.58	46.42	52.56	358.60
S:Dupree Express Trucking	2172915	86.07	86.07	99.37	223.95	618.19
Pinnacle Propane Express I	2174838	6.76	0.00	0.00	0.00	0.00
Motolease Financial LLC	2200564	16.50	21.52	0.00	0.00	0.00
ARC Insurance Agency	2209050	43.75	43.75	44.66	45.57	94.78
S:James Lewis	2213148	24.50	31.25	39.75	89.38	209.12
S:Taquera Las Maragitas LI	2281228	140.33	140.33	142.75	0.00	0.00
Sophia Massage	2287547	30.36	0.00	0.00	0.00	0.00
Metro PCS	2287557	45.43	45.43	45.71	0.00	0.00
Humble Kitchen & Bath Inc	2287561	110.55	0.00	0.00	0.00	0.00
Phones-R-Us Inc	2289501	54.29	54.29	54.59	0.00	0.00
Musa Auto Finance	2301975	307.20	0.00	0.00	0.00	0.00
Tesla Inc	2329054	2.40	2.40	0.00	0.00	0.00
Serenty Health Services LLC	2337347	40.32	0.00	0.00	0.00	0.00
Amfah Investments LLC	2343023	175.29	0.00	0.00	0.00	0.00
Spoiled Mutts	2343180	90.26	0.00	0.00	0.00	0.00
My House Barber Shop	2343201	16.17	0.00	0.00	0.00	0.00
Fresh Ink Media Group	2344047	54.92	0.00	0.00	0.00	0.00
Adorn Tattoo	2344404	18.40	0.00	0.00	0.00	0.00
Cobos BBQ LLC	2352871	146.40	0.00	0.00	0.00	0.00
CRT Services	2360492	0.00	196.22	0.00	0.00	0.00
Dirt Cheap Mulch Co Inc	2360875	109.27	0.00	0.00	0.00	0.00
Ismeal Anaya	2363334	287.85	0.00	0.00	0.00	0.00
Prior Years Personal Property		<u>284.50</u>	<u>672.03</u>	<u>714.94</u>	<u>2,084.07</u>	<u>22,391.38</u>
Total Receivable		<u>\$25,355.81</u>	<u>\$20,263.41</u>	<u>\$11,218.59</u>	<u>\$9,199.50</u>	<u>\$48,987.55</u>



MUNICIPAL ACCOUNTS
& CONSULTING, L.P.

Harris County Municipal Utility District No. 109

Bookkeeper's Report

April 19, 2022

Cash Flow Report - Checking Account

As of April 19, 2022

Num	Name	Memo	Amount	Balance
BALANCE AS OF 03/16/2022				\$10,458.27
Receipts				
	HC 151 Water Supply		3,175.20	
	Interest on Lone Star Bank CD		1,102.17	
	Interest Earned on Checking		6.05	
	Wire Transfer from Lockbox		201,091.65	
	City of Houston Rebate		6,942.61	
	Wire Transfer from Money Market		230,000.00	
Total Receipts				442,317.68
Disbursements				
15285	Julie Frazier	VOID: Deposit Refund - (\$118.40)	0.00	
15314	Century Link	Telephone Expense	(826.24)	
15363	Centerpoint Energy	Utilities Expense	(185.49)	
15364	NHCRWA	Water Authority Fees	(92,669.35)	
15365	Julie Frazier	Reissue Check No. 15285	(118.40)	
15366	Cheryl C. Moore	Fees of Office - 4/19/2022	(138.52)	
15367	Chris Green	Fees of Office - 4/19/2022	(138.53)	
15368	Nancy Frank	Fees of Office - 4/19/2022	(138.53)	
15369	Robin Sulpizio	Fees of Office - 4/19/2022	(138.53)	
15370	Cheryl C. Moore	Expenses	(29.95)	
15371	Chris Green	Fees of Office - 4/4/2022 & Expenses	(202.82)	
15372	Nancy Frank	Expenses	(29.95)	
15373	Owen H. Parker	Expenses	(40.24)	
15374	Robin Sulpizio	Fees of Office - 3/23/2022 & Expenses	(282.40)	
15375	Association of Water Board Directors	AWBD Virtual Spring Breakfast - Moore	(90.00)	
15376	Atascocita Joint Operations Board	Schedule B & C Costs	(43,878.85)	
15377	BGE, Inc.	Engineering Fees	(5,922.13)	
15378	CDC Unlimited, LLC	Mowing Expense	(1,464.50)	
15379	Centerpoint Energy	Utilities Expense	(174.26)	
15380	DSHS Central Lab MC2004	Laboratory Expense	(507.55)	
15381	DXI Industries	Chemical Expenses	(650.62)	
15382	Generator Service	Maintenance & Repairs	(330.00)	
15383	GFL Environmental	Garbage Expense	(242.89)	
15384	Harris County Treasurer	Patrol Services	(18,592.00)	
15385	Hudson Energy	Utilities Expense	(9,134.46)	
15386	Kimco Services, Inc	Maintenance & Repairs	(173.00)	
15387	Municipal Accounts & Consulting, L.P.	Bookkeeping Fees	(3,118.62)	
15388	Napco Chemicals	Chemicals Expense	(4,323.00)	
15389	Norton Rose Fulbright US LLP	Legal Fees	(4,613.75)	
15390	Source Point Solutions	Repairs & Maintenance	(3,407.82)	
15391	The Texas Network, LLC	Website Expense	(25.00)	
15392	Today's Integration	Security Monitoring	(685.00)	
15393	Uline, Inc.	Supplies Expense	(138.34)	
15394	USA Bluebook	Chemicals	(114.00)	
15395	Water Utility Services, Inc.	Laboratory Fees	(340.00)	
15396	WWWMS	Maintenance and Operations	(49,373.47)	
15397	Arthur J. Gallagher & Co.	Insurance Expense	(110,152.00)	
15398	Texas Mutual Insurance Company	Insurance Expense	(400.00)	
15399	Internal Revenue Service	1st Quarter Payroll Taxes	(872.14)	
15400	Century Link	Telephone Expense	0.00	
15401	NHCRWA	Utilities Expense	0.00	

Harris County MUD No 109 - GOF
Cash Flow Report - Checking Account
 As of April 19, 2022

Num	Name	Memo	Amount	Balance
Disbursements				
Fee	Central Bank	Service Charge	(130.00)	
Total Disbursements			<u>(130.00)</u>	<u>(353,792.35)</u>
BALANCE AS OF 04/19/2022				<u><u>\$98,983.60</u></u>

Harris County MUD No 109 - GOF
Cash Flow Report - Operator Account
 As of April 19, 2022

Num	Name	Memo	Amount	Balance
BALANCE AS OF 03/16/2022				\$163,189.01
Receipts				
	Accounts Receivable		45,829.60	
	Accounts Receivable		134,498.43	
Total Receipts			<u>180,328.03</u>	180,328.03
Disbursements				
Fee	Central Bank	Service Charge	(40.00)	
Ret Ck	Central Bank	Customer Returned Check (1)	(87.67)	
Wire	Harris County MUD 109	Wire Transfer to Checking	(201,091.65)	
Total Disbursements			<u>(201,219.32)</u>	(201,219.32)
BALANCE AS OF 04/19/2022				<u><u>\$142,297.72</u></u>

Harris County MUD No 109 - CPF
Cash Flow Report - Checking Account
 As of April 19, 2022

Num	Name	Memo	Amount	Balance
BALANCE AS OF 03/16/2022				\$500.00
Receipts				
	Transfer from Money Market - Series 2017		67,263.48	
Total Receipts				67,263.48
Disbursements				
2014	BGE, Inc.	Engineering - WP2 Construction	(1,408.48)	
2015	Schier Construction Company, Inc.	Pay Estimate No. 10 - Water Plant No. 2 Expansio	(65,790.00)	
Fee	Central Bank	Service Charge	(65.00)	
Total Disbursements				(67,263.48)
BALANCE AS OF 04/19/2022				\$500.00

Account Balances

As of April 19, 2022

Financial Institution (Acct Number)	Issue Date	Maturity Date	Interest Rate	Account Balance	Notes
Fund: Operating					
Certificates of Deposit					
ALLEGIANCE BANK (XXXX0213)	04/22/2021	04/22/2022	0.20 %	240,000.00	
THIRD COAST BANK, SSB (XXXX8790)	09/14/2021	05/14/2022	0.30 %	240,000.00	
TEXAS REGIONAL BANK (XXXX3907)	09/28/2021	06/29/2022	0.13 %	245,000.00	
WALLIS BANK (XXXX1242)	10/15/2021	07/15/2022	0.10 %	240,000.00	
VERITEX COMMUNITY BANK (XXXX0447)	11/24/2021	11/24/2022	0.30 %	240,000.00	
BANCORPSOUTH (XXXX0688)	12/22/2021	12/22/2022	0.41 %	240,000.00	
SIMMONS BANK (XXXX0945)	01/12/2022	01/12/2023	0.25 %	240,000.00	
FRONTIER BANK (XXXX2232)	01/16/2022	01/16/2023	0.50 %	240,000.00	
PLAINS STATE BANK (XXXX1359)	01/25/2022	01/25/2023	0.25 %	240,000.00	
SOUTH STAR BANK (XXXX0129)	02/19/2022	02/19/2023	0.15 %	240,000.00	
LONE STAR BANK (XXXX2426)	02/27/2022	02/27/2023	0.35 %	240,000.00	
UNITY NATIONAL BANK (XXXX4677)	03/28/2022	03/28/2023	0.25 %	245,000.00	
Money Market Funds					
TEXAS CLASS (XXXX0001)	03/22/2017		0.29 %	1,225,733.83	
Checking Account(s)					
CENTRAL BANK - CHECKING (XXXX1891)			0.00 %	98,983.60	Checking Account
CENTRAL BANK - CHECKING (XXXX4632)			0.00 %	142,297.72	Operator
Totals for Operating Fund:				\$4,357,015.15	
Fund: Capital Projects					
Money Market Funds					
TEXAS CLASS (XXXX0002)	03/22/2017		0.29 %	1,578,942.82	Series 2017
Checking Account(s)					
CENTRAL BANK - CHECKING (XXXX1875)			0.00 %	500.00	Checking Account
Totals for Capital Projects Fund:				\$1,579,442.82	
Fund: Debt Service					
Certificates of Deposit					
FRONTIER BANK - DEBT (XXXX2636)	08/30/2021	08/30/2022	0.50 %	240,000.00	
THIRD COAST BANK-DEBT (XXXX6273)	09/22/2021	09/21/2022	0.40 %	240,000.00	
SOUTH STAR BANK-DEBT (XXXX0072)	09/22/2021	09/22/2022	0.15 %	240,000.00	
PIONEER BANK-DEBT (XXXX2151)	03/19/2022	03/19/2023	0.19 %	240,000.00	
Money Market Funds					
TEXAS CLASS (XXXX0003)	03/22/2017		0.29 %	1,796,701.64	
Totals for Debt Service Fund:				\$2,756,701.64	
Grand total for Harris County MUD No. 109:				\$8,693,159.61	

Capital Projects Fund Breakdown

Harris County MUD 109

As of Date 4/19/2022

Net Proceeds for All Bond Issues

Receipts

Bond Proceeds - Series 2017	\$12,100,000.00
Interest Earnings - Series 2017	239,880.94

Disbursements

Disbursements - Series 2017	(10,760,438.12)
-----------------------------	-----------------

Total Cash Balance	<u><u>\$1,579,442.82</u></u>
---------------------------	-------------------------------------

Balances by Account

Central Bank - Checking	\$500.00
TX Class - Series 2017	1,578,942.82

Total Cash Balance	<u><u>\$1,579,442.82</u></u>
---------------------------	-------------------------------------

Balances by Bond Series

Bond Proceeds - Series 2017	\$1,579,442.82
-----------------------------	----------------

Total Cash Balance	<u><u>\$1,579,442.82</u></u>
---------------------------	-------------------------------------

Remaining Costs/Surplus By Bond Series

Remaining Costs - Series 2017	\$856,541.13
Proposed Surplus Project - WP 2 Expansion	722,901.69

Total Amount in Remaining Costs	<u><u>\$1,579,442.82</u></u>
--	-------------------------------------

Surplus & Interest - Series 2017	\$0.00
----------------------------------	--------

Total Surplus & Interest Balance	<u><u>\$0.00</u></u>
---	-----------------------------

Total Remaining Costs/Surplus	<u><u>\$1,579,442.82</u></u>
--------------------------------------	-------------------------------------

Cost Comparison - \$12,100,000 - Series 2017

Harris County MUD 109

	USE OF PROCEEDS	ACTUAL COSTS	REMAINING COSTS	VARIANCE (OVER)/UNDER
CONSTRUCTION COSTS				
Developer Items				
1. Rivergrove, Section 1 - Water, Wastewater & Drainage	\$191,360.00	\$191,359.51	\$0.00	\$0.49
2. Rivergrove, Section 2 - Water, Wastewater & Drainage	125,139.00	125,139.00	0.00	0.00
3. Rivergrove, Section 3 - Water, Wastewater & Drainage	353,345.00	353,344.99	0.00	0.01
4. Rivergrove, Section 4 - Water, Wastewater & Drainage	881,359.00	881,359.20	0.00	(0.20)
5. Rivergrove Drainage Swales	52,480.00	52,479.50	0.00	0.50
6. Rivergrove, Section 5 - Water, Wastewater & Drainage	668,281.00	603,157.27	0.00	65,123.73
7. Rivergrove, Section 6 - Water, Wastewater & Drainage	427,157.00	403,019.99	0.00	24,137.01
8. Rivergrove Clearing and Grubbing, Sections 1 & 2	33,135.00	33,135.00	0.00	0.00
9. Rivergrove Clearing and Grubbing, Section 3	15,524.00	15,524.00	0.00	0.00
10. Rivergrove Clearing and Grubbing, Section 4	20,155.00	20,154.50	0.00	0.50
11. Rivergrove Clearing and Interim Drainage, Sections 5-6	84,391.00	84,391.25	0.00	(0.25)
12. Kings Lake Estates Section 8 - Water, Wastewater & Drainage	1,851,399.00	1,851,398.80	0.00	0.20
13. Stormwater Pollution Prevention Plans	206,123.00	134,172.92	0.00	71,950.08
14. Geotechnical Reports and Materials Testing	124,233.00	80,105.42	0.00	44,127.58
15. Contingency	109,543.00	58,257.52	0.00	51,285.48
16. Engineering Fees	706,603.00	706,603.00	0.00	0.00
17. Rivergrove Due Diligence	34,023.00	34,023.41	0.00	(0.41)
Subtotal Developer Items	\$5,884,250.00	\$5,627,625.28	\$0.00	\$256,624.72
District Items				
1. Kings Lake Estates Lift Station No. 2 Improvements	\$371,240.00	\$362,689.62	\$0.00	\$8,550.38
2. Kings Lake Estates Lift Station No. 3	460,869.00	417,828.05	0.00	43,040.95
3. Water Plant No. 1 Elevated Storage Tank Recoating	500,000.00	500,000.00	0.00	0.00
4. Water Plant No. 2 Elevated Storage Tank Recoating	500,000.00	500,000.00	0.00	0.00
5. Water Plant No. 2 Buildout	1,600,000.00	766,103.57	833,896.43	0.00
6. Contingencies (10% of Items 1, 3-5)	297,124.00	288,050.38	9,073.62	0.00
7. Engineering (20.89% of Items 1-2)	173,812.00	160,240.92	13,571.08	0.00
8. Engineering (15% of Items 3-5)	390,000.00	390,000.00	0.00	0.00
Subtotal District Items	\$4,293,045.00	\$3,384,912.54	\$856,541.13	\$51,591.33
TOTAL CONSTRUCTION COSTS	\$10,177,295.00	\$9,012,537.82	\$856,541.13	\$308,216.05
NON-CONSTRUCTION COSTS				
A. Legal Fees	\$231,000.00	\$231,000.00	\$0.00	\$0.00
B. Fiscal Agent Fees	242,000.00	242,000.00	0.00	0.00
C. Interest				
1. Capitalized Interest (1 year @ 4.50%)	396,191.00	396,191.41	0.00	(0.41)
2. Developer Interest	383,273.00	383,272.81	0.00	0.19
D. Bond Discount (3.00%)	262,563.00	262,563.40	0.00	(0.40)
E. Bond Issuance Expenses	28,854.00	28,854.00	0.00	0.00
F. Attorney General Fee	9,500.00	9,500.00	0.00	0.00
G. TCEQ Bond Issuance Fee	30,250.00	30,250.00	0.00	0.00
H. Bond Application Report Cost	45,000.00	45,000.00	0.00	(0.00)
I. Rivergrove Studies	45,328.00	45,328.00	0.00	0.00
J. Contingency	248,746.00	73,940.68	0.00	174,805.32
TOTAL NON-CONSTRUCTION COSTS	\$1,922,705.00	\$1,747,900.30	\$0.00	\$174,804.70
TOTAL BOND ISSUE REQUIREMENT	\$12,100,000.00	\$10,760,438.12	\$856,541.13	\$483,020.75
			Interest Earned	\$239,880.94
			Total Surplus & Interest	\$722,901.69
			Total Remaining Funds	\$1,579,442.82

Harris County MUD No 109 - GOF
Actual vs. Budget Comparison

March 2022

	March 2022			June 2021 - March 2022			Annual Budget	
	Actual	Budget	Over/(Under)	Actual	Budget	Over/(Under)		
Revenues								
14110	Water - Customer Service Revenu	40,326	44,783	(4,458)	412,161	447,833	(35,672)	537,400
14112	Surface Water - Reserve	81,074	85,000	(3,926)	949,002	1,008,000	(58,998)	1,215,000
14140	Connection Fees	3,400	808	2,592	19,375	8,083	11,292	9,700
14150	Tap Connections	0	1,250	(1,250)	2,535	12,500	(9,965)	15,000
14210	Sewer - Customer Service Fee	52,410	53,517	(1,107)	506,061	535,167	(29,106)	642,200
14220	Inspection Fees	1,001	842	159	8,840	8,417	423	10,100
14310	Penalties & Interest	7,365	3,333	4,032	54,676	33,333	21,342	40,000
14330	Miscellaneous Income	0	100	(100)	588	1,000	(412)	1,200
14340	COH Rebate	8,672	6,933	1,739	79,491	69,333	10,157	83,200
14350	Maintenance Tax Collections	0	0	0	1,345,833	1,068,216	277,617	1,068,216
14370	Interest Earned on Temp. Invest	1,825	1,181	644	9,060	11,808	(2,748)	14,169
14380	Interest Earned on Checking	6	33	(27)	14	333	(319)	400
14650	Water Sales to HC 151	709	860	(151)	10,333	8,600	1,733	10,320
Total Revenues		196,786	198,641	(1,854)	3,397,968	3,212,624	185,345	3,646,905
Expenditures								
16010	Operations - Water	9,286	6,942	2,344	87,938	69,417	18,521	83,300
16030	Operations - Sewer	2,305	2,308	(3)	22,983	23,083	(100)	27,700
16110	Tap Connection Expense	0	583	(583)	375	5,833	(5,458)	7,000
16120	Surface Water Fee	92,669	95,000	(2,331)	1,081,221	1,133,000	(51,779)	1,367,100
16130	Maintenance & Repairs - Water	15,391	34,125	(18,734)	204,482	341,250	(136,768)	409,500
16140	Chemicals - Water	4,928	3,492	1,436	37,825	34,917	2,908	41,900
16150	Laboratory Expense - Water	340	325	15	3,507	3,250	257	3,900
16160	Utilities	9,309	9,150	159	95,435	91,500	3,935	109,800
16180	Reconnections	1,050	633	417	8,365	6,333	2,032	7,600
16190	Disconnect Expense	420	283	137	2,100	2,833	(733)	3,400
16200	Mowing - Water	771	1,258	(487)	10,414	12,583	(2,169)	15,100
16210	Inspection Expense	0	75	(75)	3,195	750	2,445	900
16220	Purchase Sewer Service	43,854	43,025	829	443,681	430,252	13,430	516,302
16230	Maintenance & Repairs - Sewer	17,647	17,983	(336)	156,075	179,833	(23,759)	215,800
16240	Chemicals - Sewer	0	125	(125)	608	1,250	(642)	1,500
16250	Lab Fees - Sewer	490	158	332	776	1,583	(807)	1,900
16280	Mowing - Sewer	693	1,142	(448)	9,322	11,417	(2,095)	13,700
16320	Arbitrage Expense	2,950	0	2,950	11,300	3,250	8,050	3,250
16327	TCEQ Fees	0	0	0	3,368	3,500	(132)	5,900
16330	Legal Fees	4,614	4,417	197	50,980	44,167	6,813	53,000
16340	Auditing Fees	0	0	0	16,750	16,400	350	16,400
16350	Engineering Fees	1,119	6,667	(5,548)	42,849	66,667	(23,818)	80,000
16354	GIS Expense	0	167	(167)	0	1,667	(1,667)	2,000
16360	Garbage Expense	243	375	(132)	3,621	3,750	(129)	4,500
16370	Election Expense	0	0	0	0	0	0	10,000
16380	Permit Expense	0	0	0	7,017	7,200	(183)	7,200
16390	Telephone Expense	878	867	12	8,064	8,667	(602)	10,400
16420	Service Account Collection	2,498	2,083	415	30,289	20,833	9,456	25,000
16430	Bookkeeping Fees	2,972	2,575	397	27,733	28,250	(517)	33,500
16460	Printing & Office Supplies	2,266	2,442	(176)	23,724	24,417	(692)	29,300
16480	Delivery Expense	6	17	(11)	877	167	711	200
16520	Postage	2,678	2,792	(114)	27,451	27,917	(465)	33,500
16530	Insurance & Surety Bond	0	0	0	0	0	0	28,800
16540	Travel Expense	0	8	(8)	116	83	32	100
16550	Website Expense	25	67	(42)	588	667	(79)	800
16560	Miscellaneous Expense	303	308	(6)	3,418	3,083	334	3,700

Harris County MUD No 109 - GOF
 Actual vs. Budget Comparison

March 2022

	March 2022			June 2021 - March 2022			Annual Budget	
	Actual	Budget	Over/(Under)	Actual	Budget	Over/(Under)		
Expenditures								
16570	AWBD Expense	360	300	60	5,155	5,100	55	7,800
16580	Bank Fees	170	18	152	1,029	183	846	220
16590	Security Monitoring	0	1,242	(1,242)	1,615	12,417	(10,802)	14,900
16592	Security Patrol Expense	18,592	12,395	6,197	130,141	123,950	6,191	148,740
16600	Payroll Expenses	2,261	2,025	236	21,315	20,250	1,065	24,300
Total Expenditures		241,086	255,372	(14,285)	2,585,700	2,771,668	(185,968)	3,369,912
Other Revenues								
14720	Transfer from Operating Reserve	0	0	0	0	0	0	508,007
Total Other Revenues		0	0	0	0	0	0	508,007
Other Expenditures								
17000	Capital Outlay	2,005	2,000	5	49,745	49,600	145	785,000
17010	Capital Outlay - Barents Dr L/S	0	0	0	7,440	0	7,440	0
Total Other Expenditures		2,005	2,000	5	57,186	49,600	7,586	785,000
Excess Revenues (Expenditures)		(\$46,305)	(\$58,731)	\$12,426	\$755,082	\$391,355	\$363,727	\$0

Balance Sheet

As of March 31, 2022

Mar 31, 22

ASSETS

Current Assets

Checking/Savings

7 Uj\ j\o'6Ub_

215,399

C dYfUcf

142,298

Total Checking/Savings

357,697

Other Current Assets

Hja Y8 Ydcgjh

4,345,734

5Wti bhgF Wj UY

218,384

A UjbYbUbW HU F Wj UY

75,164

5Wti YX -bhYfgh

3,219

8 i Y: fca '7C <

23,304

8 i Y: fca 'HU '5Wti bh

514,437

8 i Y fca '8 jfVtcf

139

8 i Y fca '5'7'D"

124,029

F Ygfj Y j\o'5'7'D"

142,369

Total Other Current Assets

5,446,779

Total Current Assets

5,804,476

TOTAL ASSETS

5,804,476

LIABILITIES & EQUITY

Liabilities

Current Liabilities

Accounts Payable

5Wti bhgDUtUY

159,732

Total Accounts Payable

159,732

Other Current Liabilities

8 YZffYX HU Yg

75,164

Duhf' @Uj jYg

872

7i gca Yf A Yf'8 Ydcgjh

283,531

8 Ydcgjh! C h Yf

1,500

i bWUja YX DfcdYfm

5,690

@Y'5bbY Ujcb

(16,038)

6UfYbhg'5bbY Ujcb

(27,880)

7ci bfrnGtUa VY

(15,111)

Total Other Current Liabilities

307,727

Total Current Liabilities

467,459

Total Liabilities

467,459

Equity

i bU'cWNY: i bX'6UUbW

4,581,934

Net Income

755,082

Total Equity

5,337,017

TOTAL LIABILITIES & EQUITY

5,804,476

District Debt Service Payments

04/01/2022 - 04/01/2023

Paying Agent	Series	Date Due	Date Paid	Principal	Interest	Total Due
Debt Service Payment Due 04/01/2022						
Bank of New York	2011 - Refunding	04/01/2022	03/31/2022	0.00	12,500.00	12,500.00
Bank of New York	2013 - Refunding	04/01/2022	03/31/2022	0.00	1,581.25	1,581.25
Regions Bank	2015 - Refunding	04/01/2022	03/31/2022	0.00	71,215.20	71,215.20
Bank of New York	2017 - WS&D	04/01/2022	03/31/2022	0.00	186,371.89	186,371.89
Bank of New York	2021 - Refunding	04/01/2022	03/31/2022	0.00	41,187.50	41,187.50
Total Due 04/01/2022				0.00	312,855.84	312,855.84
Debt Service Payment Due 10/01/2022						
Bank of New York	2011 - Refunding	10/01/2022		625,000.00	12,500.00	637,500.00
Bank of New York	2013 - Refunding	10/01/2022		115,000.00	1,581.25	116,581.25
Regions Bank	2015 - Refunding	10/01/2022		70,000.00	71,215.50	141,215.50
Bank of New York	2017 - WS&D	10/01/2022		430,000.00	186,371.88	616,371.88
Bank of New York	2021 - Refunding	10/01/2022		20,000.00	49,425.00	69,425.00
Total Due 10/01/2022				1,260,000.00	321,093.63	1,581,093.63
Debt Service Payment Due 04/01/2023						
Regions Bank	2015 - Refunding	04/01/2023		0.00	70,308.00	70,308.00
Bank of New York	2017 - WS&D	04/01/2023		0.00	182,071.88	182,071.88
Bank of New York	2021 - Refunding	04/01/2023		0.00	49,125.00	49,125.00
Total Due 04/01/2023				0.00	301,504.88	301,504.88
District Total				\$1,260,000.00	\$935,454.35	\$2,195,454.35

Harris County MUD No 109 - GOF

Annexations

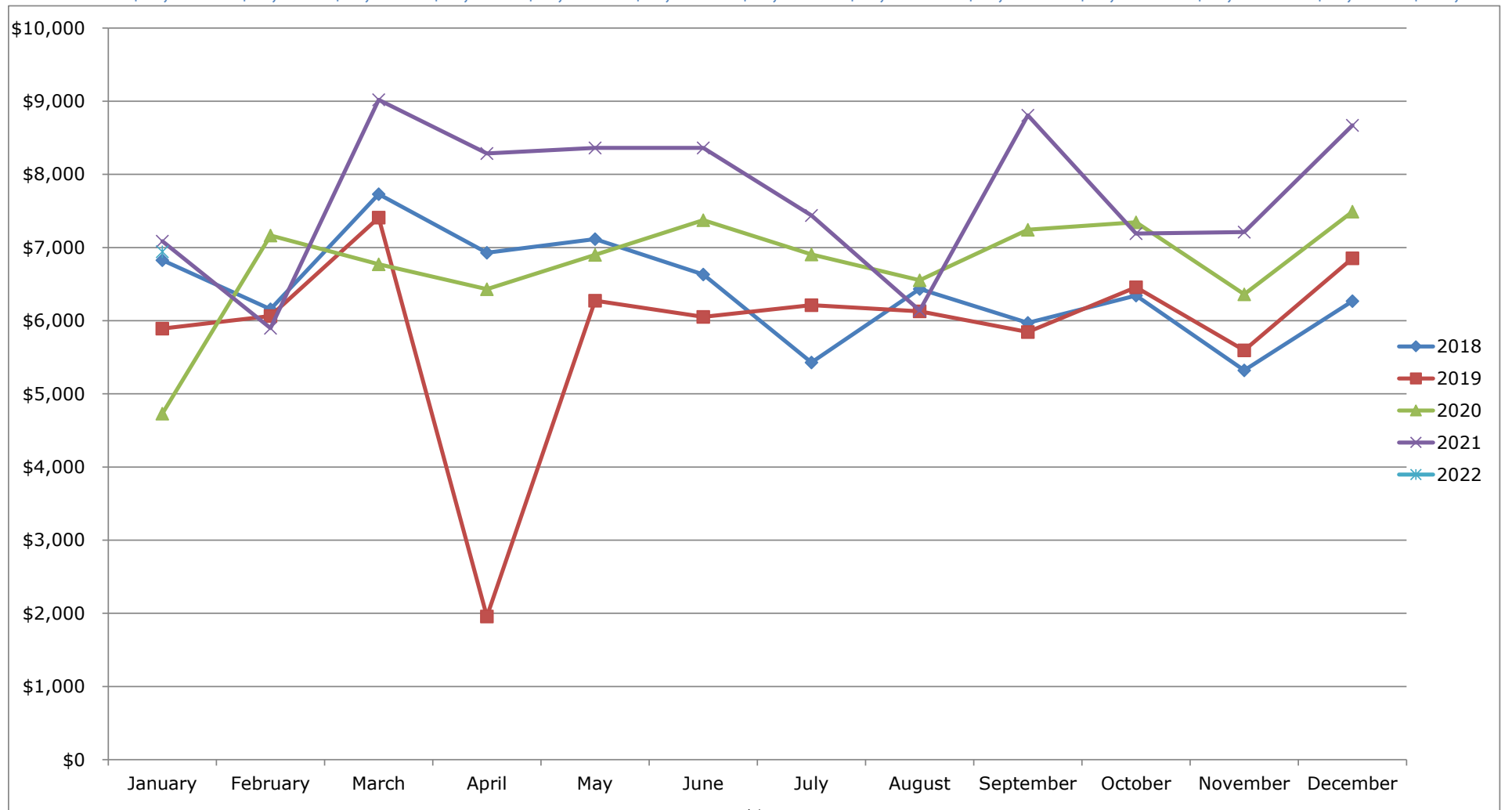
All Transactions

Date	Num	Name	Memo	Debit	Credit	Balance
12787 - Lee Annexation						
04/26/2019	JE		Deposit for Annexation		15,000.00	15,000.00
05/31/2019	5-190176	BGE, Inc.	Engineering Fees - Annexation No. 11	984.83		14,015.17
06/30/2019	6-190136	BGE, Inc.	Engineering Fees - Annexation No. 11	3,418.23		10,596.94
07/31/2019	7-190471	BGE, Inc.	Engineering Fees - Annexation No. 11	1,887.45		8,709.49
07/31/2019	9495136631	Norton Rose Fulbright US LLP	Legal Fees	172.50		8,536.99
08/31/2019	191647	The Research Staff, Inc.	Title Report - Annexation	80.00		8,456.99
08/31/2019	PS19001733	Harris County Appraisal District	Certificate of Ownership - Annexation	5.00		8,451.99
08/31/2019	8-190493	BGE, Inc.	Engineering Fees - Annexation No. 11	398.44		8,053.55
08/31/2019	9495142345	Norton Rose Fulbright US LLP	Legal Fees	702.50		7,351.05
09/30/2019	9495149477	Norton Rose Fulbright US LLP	Legal Fees	143.75		7,207.30
10/31/2019	10-190502	BGE, Inc.	Engineering Fees - Annexation No. 11	273.44		6,933.86
10/31/2019	9495155990	Norton Rose Fulbright US LLP	Legal Fees - Annexation	1,548.75		5,385.11
11/30/2019	11-190054	BGE, Inc.	Engineering Fees - Annexation No. 11	2,167.95		3,217.16
11/30/2019	9495163224	Norton Rose Fulbright US LLP	Legal Fees	742.50		2,474.66
12/31/2019	12-190187	BGE, Inc.	Engineering Fees - Annexation No. 11	1,289.06		1,185.60
12/31/2019	9495170944	Norton Rose Fulbright US LLP	Legal Fees - Annexation	496.18		689.42
01/31/2020	9495175858	Norton Rose Fulbright US LLP	Legal Fees - Annexation	270.00		419.42
02/29/2020	2-200558	BGE, Inc.	Engineering Fees - Annexation No. 11	195.31		224.11
02/29/2020	9495182734	Norton Rose Fulbright US LLP	Legal Fees - Annexation	270.00		-45.89
04/30/2020	9495196527	Norton Rose Fulbright US LLP	Legal Fees - Annexation	360.00		-405.89
06/30/2020	9495209384	Norton Rose Fulbright US LLP	Legal Fees - Annexation	90.00		-495.89
07/31/2020	9495216040	Norton Rose Fulbright US LLP	Legal Fees - Annexation	0.00		-495.89
08/31/2020	9495222409	Norton Rose Fulbright US LLP	11th Annexation	691.35		-1,187.24
09/30/2020	9495231141	Norton Rose Fulbright US LLP	11th Annexation	71.39		-1,258.63
10/31/2020	9495236610	Norton Rose Fulbright US LLP	11th Annexation	0.00		-1,258.63
11/30/2020	9495244364	Norton Rose Fulbright US LLP	11th Annexation	1,050.00		-2,308.63
12/02/2020	JE		Deposit for Lee Annexation		15,000.00	12,691.37
12/31/2020	9495251043	Norton Rose Fulbright US LLP	11th Annexation	300.00		12,391.37
01/31/2021	HCMUD109LE...	ROW Management LLC	Lee Annexation Expense	1,560.00		10,831.37
01/31/2021	9495256008	Norton Rose Fulbright US LLP	11th Annexation	0.00		10,831.37
02/28/2021	HCMUD109LE...	ROW Management LLC	Lee Annexation Expense	3,640.00		7,191.37
05/31/2021	AJE 4		Lee Annex Engineer to increase Lee Annex Bala...	7,810.78		-619.41
05/31/2021	AJE 5		Adjust Lee and Barents after review of engineer	157.01		-776.42
06/30/2021	6-210975	BGE, Inc.	Engineering Fees - Lee Tract Waterline Extension	1,552.95		-2,329.37
07/31/2021	7-210916	BGE, Inc.	Engineering Fees - Lee Tract Waterline Extension	1,942.88		-4,272.25
08/31/2021	8-211098	BGE, Inc.	Engineering Fees - Lee Tract Waterline Extension	3,791.52		-8,063.77
09/30/2021	9-210996	BGE, Inc.	Engineering Fees - Lee Tract Waterline Extension	839.23		-8,903.00
10/31/2021	10-211116	BGE, Inc.	Engineering Fees - Lee Tract Waterline Extension	693.11		-9,596.11
11/30/2021	11-210356	BGE, Inc.	Engineering Fees - Lee Tract Waterline Extension	538.91		-10,135.02
01/31/2022	1-220949	BGE, Inc.	Engineering Fees - Lee Tract Waterline Extension	1,437.97		-11,572.99
02/28/2022	2-221232	BGE, Inc.	Engineering Fees - Lee Tract Waterline Extension	2,830.52		-14,403.51
03/31/2022	3-221422	BGE, Inc.	Engineering Fees - Lee Tract Waterline Extension	1,634.80		-16,038.31
Total 12787 - Lee Annexation				46,038.31	30,000.00	-16,038.31
12788 - Barents Annexation						
08/31/2019	Rept	BBVA	Barents Annexation Deposit - Ida Gilbert		5,000.00	5,000.00
08/31/2019	Rept	BBVA	Barents Annexation Deposit - GAP Plumbing Inc.		5,000.00	10,000.00
08/31/2019	9495142345	Norton Rose Fulbright US LLP	Legal Fees	322.50		9,677.50
09/03/2019	Rept	BBVA	Barents Annexation Deposit - Champ Auto Gro...		5,000.00	14,677.50
09/30/2019	9-190038	BGE, Inc.	Engineering Fees - Annexation No. 12	1,205.47		13,472.03
09/30/2019	9495149477	Norton Rose Fulbright US LLP	Legal Fees	143.75		13,328.28
10/31/2019	9495155990	Norton Rose Fulbright US LLP	Legal Fees - Annexation	517.50		12,810.78
10/31/2019	10-190504	BGE, Inc.	Engineering Fees - Annexation No. 12	6,362.73		6,448.05
11/30/2019	11-190056	BGE, Inc.	Engineering Fees - Annexation No. 12	3,448.57		2,999.48
11/30/2019	9495163224	Norton Rose Fulbright US LLP	Legal Fees	146.25		2,853.23
12/31/2019	12-190189	BGE, Inc.	Engineering Fees - Annexation No. 12	2,516.81		336.42
12/31/2019	9495170944	Norton Rose Fulbright US LLP	Legal Fees - Annexation	1,350.00		-1,013.58
01/31/2020	1-200553	BGE, Inc.	Engineering Fees - Annexation No. 12	292.97		-1,306.55
01/31/2020	9495175858	Norton Rose Fulbright US LLP	Legal Fees - Annexation	0.00		-1,306.55
02/29/2020	2-200560	BGE, Inc.	Engineering Fees - Annexation No. 12	2,171.88		-3,478.43
02/29/2020	2-200525	BGE, Inc.	Engineering Fees - Barents Drive LS Feasibility	2,762.20		-6,240.63
02/29/2020	9495182734	Norton Rose Fulbright US LLP	Legal Fees - Annexation	0.00		-6,240.63
03/31/2020	3-200228	BGE, Inc.	Engineering Fees - Barents Drive LS Feasibility	454.00		-6,694.63
04/30/2020	4-200364	BGE, Inc.	Engineering Fees - Annexation No. 12	2,332.65		-9,027.28
04/30/2020	4-200354	BGE, Inc.	Engineering Fees - Barents Drive LS Feasibility	3,165.61		-12,192.89
04/30/2020	9495196527	Norton Rose Fulbright US LLP	Legal Fees - Annexation	0.00		-12,192.89
05/31/2020	5-200205	BGE, Inc.	Engineering Fees - Barents Drive LS Feasibility	883.59		-13,076.48
06/30/2020	6-200423	BGE, Inc.	Engineering Fees - Barents Drive LS Feasibility	1,953.10		-15,029.58
06/30/2020	9495209384	Norton Rose Fulbright US LLP	Legal Fees - Annexation	978.75		-16,008.33
07/31/2020	7-200217	BGE, Inc.	Engineering Fees - Barents Drive LS Feasibility	390.62		-16,398.95
07/31/2020	9495216040	Norton Rose Fulbright US LLP	Legal Fees - Annexation	243.75		-16,642.70
08/31/2020	9495222409	Norton Rose Fulbright US LLP	12th Annexation	3,286.35		-19,929.05
09/30/2020	9495231141	Norton Rose Fulbright US LLP	12th Annexation	71.39		-20,000.44
10/31/2020	9495236610	Norton Rose Fulbright US LLP	12th Annexation	341.25		-20,341.69
11/30/2020	9495244364	Norton Rose Fulbright US LLP	12th Annexation	250.00		-20,591.69
12/31/2020	9495251043	Norton Rose Fulbright US LLP	12th Annexation	150.00		-20,741.69
01/31/2021	9495256008	Norton Rose Fulbright US LLP	12th Annexation	740.00		-21,481.69
02/28/2021	9495262527	Norton Rose Fulbright US LLP	12th Annexation	1,080.33		-22,562.02
03/31/2021	9495270101	Norton Rose Fulbright US LLP	12th Annexation	570.00		-23,132.02
04/30/2021	9495276855	Norton Rose Fulbright US LLP	12th Annexation	770.00		-23,902.02
05/31/2021	9495283640	Norton Rose Fulbright US LLP	12th Annexation	530.00		-24,432.02
05/31/2021	AJE 5		Adjust Lee and Barents after review of engineer		157.01	-24,275.01
06/30/2021	9495291784	Norton Rose Fulbright US LLP	12th Annexation	300.00		-24,575.01
07/31/2021	9495297183	Norton Rose Fulbright US LLP	12th Annexation	350.00		-24,925.01
08/31/2021	W/O 98752653	Centerpoint Energy	Defined Easement	1,700.00		-26,625.01
08/31/2021	9495303961	Norton Rose Fulbright US LLP	12th Annexation	100.00		-26,725.01
09/30/2021	9495311756	Norton Rose Fulbright US LLP	12th Annexation	250.00		-26,975.01
10/31/2021	9495317946	Norton Rose Fulbright US LLP	12th Annexation	200.00		-27,175.01
11/30/2021	9495324857	Norton Rose Fulbright US LLP	12th Annexation	520.00		-27,695.01
12/31/2021	9495330927	Norton Rose Fulbright US LLP	12th Annexation	150.00		-27,845.01
01/31/2022	9495336660	Norton Rose Fulbright US LLP	12th Annexation	55.00		-27,880.01
Total 12788 - Barents Annexation				43,037.02	15,157.01	-27,880.01
12790 - Country Scramble						
02/29/2020	2-200526	BGE, Inc.	Engineering Fees - Country Scramble	13,193.61		-13,193.61
03/31/2020	3-200229	BGE, Inc.	Engineering Fees - Country Scramble	585.93		-13,779.54
04/30/2020	4-200355	BGE, Inc.	Engineering Fees - Country Scramble	353.31		-14,132.85
05/31/2020	5-200206	BGE, Inc.	Engineering Fees - Country Scramble	390.62		-14,523.47
06/30/2020	6-200424	BGE, Inc.	Engineering Fees - Country Scramble	195.31		-14,720.78
07/31/2020	7-200218	BGE, Inc.	Engineering Fees - Country Scramble	390.62		-15,111.40
05/31/2021	AJE 3		To adjust Fund Balance to match last year audit		14,525.47	-585.93
06/02/2021	AJE 3R		Reverse of GJE AJE 3 -- To adjust Fund Balanc...	14,525.47		-15,111.40
Total 12790 - Country Scramble				29,636.87	14,525.47	-15,111.40
TOTAL				118,712.20	59,682.48	-59,029.72

Sales Tax Revenue History

Harris County MUD No. 109

Year	January	February	March	April	May	June	July	August	September	October	November	December	Total
2018	\$6,828	\$6,158	\$7,730	\$6,930	\$7,116	\$6,632	\$5,430	\$6,434	\$5,972	\$6,345	\$5,322	\$6,267	\$77,163
2019	\$5,893	\$6,065	\$7,408	\$1,957	\$6,274	\$6,053	\$6,211	\$6,128	\$5,846	\$6,457	\$5,596	\$6,855	\$70,743
2020	\$4,731	\$7,165	\$6,772	\$6,430	\$6,900	\$7,374	\$6,906	\$6,552	\$7,243	\$7,347	\$6,362	\$7,490	\$81,272
2021	\$7,086	\$5,898	\$9,019	\$8,285	\$8,362	\$8,363	\$7,440	\$6,140	\$8,807	\$7,190	\$7,212	\$8,672	\$92,475
2022	\$6,943												\$6,943
Total	\$36,915	\$30,990	\$38,314	\$29,324	\$35,344	\$36,534	\$31,570	\$30,476	\$34,901	\$34,248	\$30,376	\$36,508	\$405,500



Cash Flow Forecast

Harris County MUD 109

	5/22	5/23	5/24	5/25	5/26
Assessed Value	\$708,611,922	\$708,611,922	\$708,611,922	\$708,611,922	\$708,611,922
Maintenance Tax Rate	\$0.190	\$0.190	\$0.190	\$0.190	\$0.190
Maintenance Tax	\$1,319,435	\$1,319,435	\$1,319,435	\$1,319,435	\$1,319,435
% Change in Water Rate		1.00%	1.00%	1.00%	1.00%
% Change in Wastewater Rate		3.00%	3.00%	3.00%	3.00%
% Change in NHCRWA		10.00%	10.00%	10.00%	10.00%
% Change in Expenses		5.00%	5.00%	5.00%	5.00%
Beginning Cash Balance 6-1-2021	\$3,768,001	\$3,151,453	\$3,048,159	\$2,857,923	\$2,664,947
Revenues					
Maintenance Tax	\$1,068,216	\$1,319,435	\$1,319,435	\$1,319,435	\$1,319,435
Water Revenue	537,400	542,774	548,202	553,684	559,221
Wastewater Revenue	642,200	661,466	681,310	701,749	722,802
NHCRWA Revenue	1,215,000	1,336,500	1,470,150	1,617,165	1,778,882
Other	184,089	193,293	202,958	213,106	223,761
Total Revenues	\$3,646,905	\$4,053,469	\$4,222,055	\$4,405,139	\$4,604,101
Expenses					
NHCRWA	\$1,367,100	\$1,503,810	\$1,654,191	\$1,819,610	\$2,001,571
Other Expenses	2,002,812	2,102,953	2,208,100	2,318,505	2,434,431
Total Expenses	\$3,369,912	\$3,606,763	\$3,862,291	\$4,138,115	\$4,436,002
Net Surplus	\$276,993	\$446,706	\$359,764	\$267,024	\$168,099
Capital Outlay					
Capital Outlay - AJOB	\$50,000	\$50,000	\$50,000	\$50,000	\$50,000
WP 1 Booster Pump Improvements	100,000	0	0	0	0
WP 1 Well Rehab & Motor Replacement	0	0	200,000	0	0
WP 1 Electrical Control Improvements	0	0	250,000	210,000	0
WP 1 GST 1 Replacement	0	250,000	0	0	0
WP 2 Well Rehab & Motor Replacement	0	0	0	200,000	0
Lift Station No. 1	205,000	0	0	0	0
Lift Station No. 3	125,000	0	0	0	0
Lift Station No. 5	115,000	0	0	0	0

HC 46 Water Interconnect	0	0	50,000	0	0
Manholes Valve Rehab	0	250,000	0	0	0
Manholes Survey	120,000	0	0	0	0
FM 1960 Change Order	108,541	0	0	0	0
Water Valve Survey	70,000	0	0	0	0

Total Capital Outlay	\$893,541	\$550,000	\$550,000	\$460,000	\$50,000
-----------------------------	------------------	------------------	------------------	------------------	-----------------

Construction Surplus	\$0	\$0	\$0	\$0	\$0
-----------------------------	------------	------------	------------	------------	------------

Ending Cash Balance	\$3,151,453	\$3,048,159	\$2,857,923	\$2,664,947	\$2,783,046
----------------------------	--------------------	--------------------	--------------------	--------------------	--------------------

Operating Reserve % of Exp

Percentage	94%	85%	74%	64%	63%
Number of Months	11	10	9	8	8

Bond Authority

Remaining Bonding Capacity - \$12,950,000

2022 AWBD Annual Conference

Harris County MUD No. 109

Thursday, June 23 - Saturday, June 25, 2022

Fort Worth Convention Center - Fort Worth, TX

Director	Registration			Prior Conference Expenses
Name	Attending	Online	Paid	Paid
Cheryl Moore				Yes
Chris Green	Yes	Yes	Yes	Yes
Nancy Frank	Yes	Yes	Yes	Yes
Owen Parker	Yes	Yes	Yes	Yes
Robin Sulpizio	Yes	Yes	Yes	Yes

Note

Register on-line www.awbd-tx.org (For log in assistance, contact Taylor Cavnar: tcavnar@awbd-tx.org)

This page only confirms registration for the conference, not hotel registrations.

All hotel reservations are the sole responsibility of each attendee.

Your conference registration confirmation will contain a housing reservation request web link.

The link will require the registration number from your conference registration before you can reserve a room.

All requests for an advance of funds must be sent via email to the bookkeeper within 30 days of conference.

Registration Dates

Early Registration:	Begins	2/16/2022	\$425
Regular Registration:	Begins	3/31/2022	\$475
Late Registration	Begins	5/12/2022	\$575

Cancellation Policy

All cancellations must be made in writing.

A \$50.00 administrative fee is assessed for each conference registration cancelled on or before 05/11/22.

There will be no refunds after 05/11/22.

Housing Information

Hotel reservations are only available to attendees who are registered with AWBD-TX for the Conference.

If you have questions, please call Taylor Cavnar at (281) 350-7090.

Proposed Budget

Harris County MUD No. 109 - Fiscal Year Ending May 2023

	Ten Month Actuals 6/2021 - 3/2022	Twelve Months Annualized FYE 5/2022	Approved 2022 Budget	Proposed 2023 Budget
Revenues				
14110 · Water - Customer Service Revenu	412,161	499,161	537,400	504,200
14112 · Surface Water - Reserve	949,002	1,139,002	1,215,000	1,230,100
14140 · Connection Fees	19,375	23,250	9,700	23,500
14150 · Tap Connections	2,535	2,535	15,000	15,000
14210 · Sewer - Customer Service Fee	506,061	607,273	642,200	613,300
14220 · Inspection Fees	8,840	10,608	10,100	10,700
14310 · Penalties & Interest	54,676	65,611	40,000	72,000
14330 · Miscellaneous Income	588	706	1,200	1,200
14340 · COH Rebate	79,491	94,433	83,200	95,400
14350 · Maintenance Tax Collections	1,345,833	1,345,833	1,068,216	1,314,985
14370 · Interest Earned on Temp. Invest	9,060	10,872	14,169	42,257
14380 · Interest Earned on Checking	14	17	400	20
14650 · Water Sales to HC 151	10,333	12,399	10,320	12,500
Total Revenues	\$3,397,968	\$3,811,700	\$3,646,905	\$3,935,162
Expenditures				
16010 · Operations - Water	87,938	105,525	83,300	108,700
16030 · Operations - Sewer	22,983	27,580	27,700	28,400
16110 · Tap Connection Expense	375	375	7,000	7,000
16120 · Surface Water Fee	1,081,221	1,451,221	1,367,100	1,567,300
16130 · Maintenance & Repairs - Water	204,482	245,378	409,500	252,700
16140 · Chemicals - Water	37,825	45,390	41,900	46,800
16150 · Laboratory Expense - Water	3,507	4,208	3,900	4,300
16160 · Utilities	95,435	114,521	109,800	115,700
16180 · Reconnections	8,365	10,038	7,600	10,300
16190 · Disconnect Expense	2,100	2,520	3,400	2,600
16200 · Mowing - Water	10,414	12,497	15,100	12,900
16210 · Inspection Expense	3,195	3,834	900	3,900
16220 · Purchase Sewer Service	443,681	532,560	516,302	548,500
16230 · Maintenance & Repairs - Sewer	156,075	187,290	215,800	192,900

Proposed Budget

Harris County MUD No. 109 - Fiscal Year Ending May 2023

	Ten Month Actuals 6/2021 - 3/2022	Twelve Months Annualized FYE 5/2022	Approved 2022 Budget	Proposed 2023 Budget
16240 · Chemicals - Sewer	608	729	1,500	800
16250 · Lab Fees - Sewer	776	931	1,900	1,000
16280 · Mowing - Sewer	9,322	11,186	13,700	11,500
16320 · Arbitrage Expense	11,300	11,300	3,250	3,250
16327 · TCEQ Fees	3,368	5,532	5,900	5,600
16330 · Legal Fees	50,980	61,176	53,000	63,000
16340 · Auditing Fees	16,750	16,750	16,400	16,800
16350 · Engineering Fees	42,849	51,419	80,000	80,000
16354 · GIS Expense	0	0	2,000	2,000
16360 · Garbage Expense	3,621	4,346	4,500	4,500
16370 · Election Expense	0	0	10,000	0
16380 · Permit Expense	7,017	7,017	7,200	7,200
16390 · Telephone Expense	8,064	9,677	10,400	10,000
16420 · Service Account Collection	30,289	36,347	25,000	37,400
16430 · Bookkeeping Fees	27,733	33,500	33,500	40,000
16460 · Printing & Office Supplies	23,724	28,469	29,300	29,300
16480 · Delivery Expense	877	1,053	200	1,100
16520 · Postage	27,451	32,942	33,500	33,900
16530 · Insurance & Surety Bond	0	31,001	28,800	31,001
16540 · Travel Expense	116	139	100	100
16550 · Website Expense	588	705	800	700
16560 · Miscellaneous Expense	3,418	4,101	3,700	4,200
16570 · AWBD Expense	5,155	5,155	7,800	7,800
16580 · Bank Fees	1,029	1,235	220	1,300
16590 · Security Monitoring	1,615	1,938	14,900	2,000
16592 · Security Patrol Expense	130,141	167,325	148,740	223,104
16600 · Payroll Expenses	21,315	25,578	24,300	26,300
Total Expenditures	\$2,585,700	\$3,292,487	\$3,369,912	\$3,545,855

Other Revenues

Proposed Budget

Harris County MUD No. 109 - Fiscal Year Ending May 2023

	Ten Month Actuals 6/2021 - 3/2022	Twelve Months Annualized FYE 5/2022	Approved 2022 Budget	Proposed 2023 Budget
14720 · Transfer from Operating Reserve	0	0	508,006	181,598
Total Other Revenues	\$0	\$0	\$508,006	\$181,598
Capital Outlay				
17000 · Capital Outlay	49,745	49,745	785,000	550,000
17010 · Capital Outlay - Barents Dr L/S	7,440	7,440	0	0
Total Capital Outlay	\$57,186	\$57,186	\$785,000	\$550,000
Net Excess Revenues <Expenditures>	\$755,082	\$462,027	\$0	\$20,905



MUNICIPAL ACCOUNTS
& CONSULTING, L.P.

Harris County Municipal
Utility District No. 109
Quarterly Investment Inventory Report
Period Ending February 28, 2022

BOARD OF DIRECTORS

Harris County Municipal
Utility District No. 109

Attached is the Quarterly Investment Inventory Report for the
Period ending February 28, 2022.

This report and the District's investment portfolio are in compliance with the
investment strategies expressed in the District's investment policy, and the
Public Funds Investment Act.

I, hereby certify that, pursuant to Senate Bill 253 and in connection with the
preparation of the investment report, I have reviewed the divestment lists
prepared and maintained by the Texas Comptroller of Public Accounts, and the
District does not own direct or indirect holdings in any companies identified on such lists.

Mark M. Burton
(Investment Officer)

Ghia Lewis
(Investment Officer)

COMPLIANCE TRAINING

HB 675 states the Investment Officer must attend at least one training seminar for (6) six hours
Within twelve months of taking office and requires at least (4) four hours training within each (2)
two year period thereafter.

INVESTMENT OFFICERS

Mark M. Burton

Ghia Lewis

CURRENT TRAINING

November 5, 2013 (Texpool Academy 10 Hours)
November 27, 2015 (Texpool Academy 10 Hours)
December 26, 2017 (Texpool Academy 10 Hours)
January 9, 2020 (TexPool Academy 12 Hours)
December 31, 2021 (Texpool Academy 10 Hours)

November 7, 2013 (Texpool Academy 10 Hours)
November 5, 2015 (Texpool Academy 10 Hours)
November 6, 2017 (Texpool Academy 10 Hours)
November 5, 2019 (Texpool Academy 10 Hours)
December 28, 2021 (Texpool Academy 10 Hours)

Harris County MUD No. 109
Summary of Money Market Funds
 12/01/2021 - 02/28/2022

Fund: Operating

Financial Institution: TEXAS CLASS

Account Number: XXXX0001 Date Opened: 03/22/2017 Current Interest Rate: 0.36%

Date	Description	Begin Balance	Cash Added	Cash Withdrawn	Int. Earned	End Balance
12/01/2021		54,775.39				
12/23/2021	BXS CDXXXX8606 INTEREST		1,488.00			
12/31/2021					3.25	
01/01/2022	From Checking		100,000.00			
01/01/2022	From Central Checking		150,000.00			
01/02/2022	To Checking PNC			(70,000.00)		
01/19/2022	FRONT CDXXXX2232 INTEREST		1,202.29			
01/20/2022	TCB CDXXXX0459 INTEREST		600.73			
01/25/2022	PLAINS CDXXXX1359 INTEREST		841.13			
01/31/2022					11.91	
02/15/2022	To DSF for S2021R			(10,448.98)		
02/15/2022	Tax Transfer		1,345,833.33			
02/22/2022	SSTAR CDXXXX0129 INTEREST		615.34			
02/28/2022					88.82	
Totals for Account XXXX0001:		<u>\$54,775.39</u>	<u>\$1,600,580.82</u>	<u>(\$80,448.98)</u>	<u>\$103.98</u>	<u>\$1,575,011.21</u>
Totals for Operating Fund:		<u>\$54,775.39</u>	<u>\$1,600,580.82</u>	<u>(\$80,448.98)</u>	<u>\$103.98</u>	<u>\$1,575,011.21</u>

Methods Used For Reporting Market Values

Certificates of Deposits:	Face Value Plus Accrued Interest
Securities/Direct Government Obligations:	Market Value Quoted by the Seller of the Security and Confirmed in Writing
Public Fund Investment Pool/MM Accounts:	Balance = Book Value = Current Market

Harris County MUD No. 109
Summary of Money Market Funds
 12/01/2021 - 02/28/2022

Fund: Capital Projects

Financial Institution: TEXAS CLASS

Account Number: XXXX0002 Date Opened: 03/22/2017 Current Interest Rate: 0.36%

Date	Description	Begin Balance	Cash Added	Cash Withdrawn	Int. Earned	End Balance
12/01/2021		2,252,213.61				
12/21/2021	To Checking			(241,579.50)		
12/31/2021					131.60	
01/18/2022	To Checking			(83,240.61)		
01/31/2022					163.37	
02/15/2022	To Checking			(123,842.74)		
02/28/2022					179.77	
Totals for Account XXXX0002:		<u>\$2,252,213.61</u>		<u>(\$448,662.85)</u>	<u>\$474.74</u>	<u>\$1,804,025.50</u>
Totals for Capital Projects Fund:		<u>\$2,252,213.61</u>		<u>(\$448,662.85)</u>	<u>\$474.74</u>	<u>\$1,804,025.50</u>

Methods Used For Reporting Market Values

Certificates of Deposits:	Face Value Plus Accrued Interest
Securities/Direct Government Obligations:	Market Value Quoted by the Seller of the Security and Confirmed in Writing
Public Fund Investment Pool/MM Accounts:	Balance = Book Value = Current Market

Harris County MUD No. 109
Summary of Money Market Funds
 12/01/2021 - 02/28/2022

Fund: Debt Service						
Financial Institution: CENTRAL BANK - DEBT						
Account Number: XXXX1883 Date Opened: 08/04/2021 Current Interest Rate: 0.03%						
Date	Description	Begin Balance	Cash Added	Cash Withdrawn	Int. Earned	End Balance
12/01/2021		1,801.81				
12/31/2021					0.05	
12/31/2021				(15.00)		
01/01/2022	Close to TX Class			(1,786.88)		
01/01/2022					0.02	
Totals for Account XXXX1883:		\$1,801.81		(\$1,801.88)	\$0.07	\$0.00
Financial Institution: TEXAS CLASS						
Account Number: XXXX0003 Date Opened: 03/22/2017 Current Interest Rate: 0.36%						
Date	Description	Begin Balance	Cash Added	Cash Withdrawn	Int. Earned	End Balance
12/01/2021		42,564.68				
12/31/2021					2.49	
01/01/2022	Close Central to TX Class		1,786.88			
01/31/2022					3.60	
02/15/2022	From GOF for S2021R		10,448.98			
02/15/2022	Tax Transfer		2,054,166.67			
02/28/2022					106.57	
Totals for Account XXXX0003:		\$42,564.68	\$2,066,402.53		\$112.66	\$2,109,079.87
Totals for Debt Service Fund:		\$44,366.49	\$2,066,402.53	(\$1,801.88)	\$112.73	\$2,109,079.87

Methods Used For Reporting Market Values

Certificates of Deposits:	Face Value Plus Accrued Interest
Securities/Direct Government Obligations:	Market Value Quoted by the Seller of the Security and Confirmed in Writing
Public Fund Investment Pool/MM Accounts:	Balance = Book Value = Current Market

Harris County MUD No. 109
Summary of Certificates of Deposit with Money Market
 12/01/2021 - 02/28/2022

Financial Institution	Investment Number	Issue Date	Maturity Date	Beginning Balance	Principal From Cash	Principal From Investment	Principal Withdrawn	Principal Reinvested	Ending Balance	Interest Rate	Beg. Acc. Interest	Interest Earned	Interest Reinvested	Interest Withdrawn	Accrued Interest
Fund: Operating															
Certificates of Deposit															
ALLEGIANCE BANK	XXXX0213	04/22/21	04/22/22	240,000.00	0.00	0.00	0.00	0.00	240,000.00	0.20%	293.26	0.00	0.00	0.00	410.30
BANCORPSOUTH	XXXX8606	12/22/20	12/21/21	240,000.00	0.00	0.00	0.00	240,000.00	0.00	0.62%	1,402.39	1,488.00	0.00	1,488.00	0.00
BANCORPSOUTH	XXXX0688	12/22/21	12/22/22	0.00	0.00	240,000.00	0.00	0.00	240,000.00	0.41%	0.00	0.00	0.00	0.00	183.32
FRONTIER BANK	XXXX2232	01/16/21	01/15/22	240,000.00	0.00	0.00	0.00	240,000.00	0.00	0.50%	1,048.77	1,202.29	0.00	1,202.29	0.00
FRONTIER BANK	XXXX2232	01/16/22	01/16/23	0.00	0.00	240,000.00	0.00	0.00	240,000.00	0.50%	0.00	0.00	0.00	0.00	141.37
LONE STAR BANK	XXXX2426	02/27/21	02/26/22	240,000.00	0.00	0.00	0.00	240,000.00	0.00	0.45%	819.62	1,102.17	0.00	1,102.17	0.00
LONE STAR BANK	XXXX2426	02/27/22	02/27/23	0.00	0.00	240,000.00	0.00	0.00	240,000.00	0.35%	0.00	0.00	0.00	0.00	2.30
PLAINS STATE BANK	XXXX1359	01/25/21	01/24/22	240,000.00	0.00	0.00	0.00	240,000.00	0.00	0.35%	713.42	841.13	0.00	841.13	0.00
WT FROM TXCLASS XXXX0001															
PLAINS STATE BANK	XXXX1359	01/25/22	01/25/23	0.00	0.00	240,000.00	0.00	0.00	240,000.00	0.25%	0.00	0.00	0.00	0.00	55.89
SOUTH STAR BANK	XXXX0129	02/19/21	02/18/22	240,000.00	0.00	0.00	0.00	240,000.00	0.00	0.25%	468.49	615.34	0.00	615.34	0.00
SOUTH STAR BANK	XXXX0129	02/19/22	02/19/23	0.00	0.00	240,000.00	0.00	0.00	240,000.00	0.15%	0.00	0.00	0.00	0.00	8.88
SPIRIT OF TEXAS BANK	XXXX0945	01/12/22	01/12/23	0.00	0.00	240,000.00	0.00	0.00	240,000.00	0.25%	0.00	0.00	0.00	0.00	77.26
Rollover FROM CD XXXX0459															
TEXAS CAPITAL BANK	XXXX0459	01/12/21	01/11/22	240,000.00	0.00	0.00	0.00	240,000.00	0.00	0.25%	530.96	600.73	0.00	600.73	0.00
TEXAS REGIONAL BANK	XXXX3907	09/28/21	06/29/22	245,000.00	0.00	0.00	0.00	0.00	245,000.00	0.13%	55.85	0.00	0.00	0.00	133.51
THIRD COAST BANK, SSB	XXXX8790	09/14/21	05/14/22	240,000.00	0.00	0.00	0.00	0.00	240,000.00	0.30%	153.86	0.00	0.00	0.00	329.42
UNITY NATIONAL BANK	XXXX4677	08/30/21	03/28/22	245,000.00	0.00	0.00	0.00	0.00	245,000.00	0.25%	156.06	0.00	0.00	0.00	305.41
Rollover FROM CD XXXX1856															
VERITEX COMMUNITY BANK	XXXX0447	11/24/21	11/24/22	240,000.00	0.00	0.00	0.00	0.00	240,000.00	0.30%	13.81	0.00	0.00	0.00	189.37
WALLIS BANK	XXXX1242	10/15/21	07/15/22	240,000.00	0.00	0.00	0.00	0.00	240,000.00	0.10%	30.90	0.00	0.00	0.00	89.42
Totals for Operating Fund:				2,890,000.00	0.00	1,440,000.00	0.00	1,440,000.00	2,890,000.00	N/A	5,687.39	5,849.66	0.00	5,849.66	\$1,926.45

Beginning Balance:	\$2,890,000.00
Plus Principal From Cash:	\$0.00
Less Principal Withdrawn:	\$0.00
Plus Interest Reinvested:	\$0.00
Fixed Balance:	\$2,890,000.00
MM Balance:	\$1,575,011.21
Total Balance:	\$4,465,011.21

Interest Earned:	\$5,849.66
Less Beg Accrued Interest:	\$5,687.39
Plus End Accrued Interest:	\$1,926.45
Fixed Interest Earned:	\$2,088.72
MM Interest Earned:	\$103.98
Total Interest Earned:	\$2,192.70

Methods Used For Reporting Market Values

Certificates of Deposits:	Face Value Plus Accrued Interest
Securities/Direct Government Obligations:	Market Value Quoted by the Seller of the Security and Confirmed in Writing
Public Fund Investment Pool/MM Accounts:	Balance = Book Value = Current Market

Harris County MUD No. 109
Summary of Certificates of Deposit with Money Market
 12/01/2021 - 02/28/2022

Financial Institution	Investment Number	Issue Date	Maturity Date	Beginning Balance	Principal From Cash	Principal From Investment	Principal Withdrawn	Principal Reinvested	Ending Balance	Interest Rate	Beg. Acc. Interest	Interest Earned	Interest Reinvested	Interest Withdrawn	Accrued Interest
Fund: Capital Projects															
Totals for Capital Projects Fund:				0.00	0.00	0.00	0.00	0.00	0.00	N/A	0.00	0.00	0.00	0.00	\$0.00
	Beginning Balance:	\$0.00						Interest Earned:	\$0.00						
	Plus Principal From Cash:	\$0.00						Less Beg Accrued Interest:	\$0.00						
	Less Principal Withdrawn:	\$0.00						Plus End Accrued Interest:	\$0.00						
	Plus Interest Reinvested:	\$0.00						Fixed Interest Earned:	\$0.00						
	Fixed Balance:	\$0.00						MM Interest Earned:	\$474.74						
	MM Balance:	\$1,804,025.50						Total Interest Earned:	\$474.74						
	Total Balance:	\$1,804,025.50													

Methods Used For Reporting Market Values

Certificates of Deposits:	Face Value Plus Accrued Interest
Securities/Direct Government Obligations:	Market Value Quoted by the Seller of the Security and Confirmed in Writing
Public Fund Investment Pool/MM Accounts:	Balance = Book Value = Current Market

Harris County MUD No. 109
Summary of Certificates of Deposit with Money Market
 12/01/2021 - 02/28/2022

Financial Institution	Investment Number	Issue Date	Maturity Date	Beginning Balance	Principal From Cash	Principal From Investment	Principal Withdrawn	Principal Reinvested	Ending Balance	Interest Rate	Beg. Acc. Interest	Interest Earned	Interest Reinvested	Interest Withdrawn	Accrued Interest
Fund: Debt Service															
Certificates of Deposit															
FRONTIER BANK - DEBT	XXXX2636	08/30/21	08/30/22	240,000.00	0.00	0.00	0.00	0.00	240,000.00	0.50%	305.75	0.00	0.00	0.00	598.36
PIONEER BANK-DEBT	XXXX2151	03/19/21	03/18/22	240,000.00	0.00	0.00	0.00	0.00	240,000.00	0.29%	490.06	0.00	0.00	0.00	659.77
SOUTH STAR BANK-DEBT	XXXX0072	09/22/21	09/22/22	240,000.00	0.00	0.00	0.00	0.00	240,000.00	0.15%	69.04	0.00	0.00	0.00	156.82
THIRD COAST BANK-DEBT	XXXX6273	09/22/21	09/21/22	240,000.00	0.00	0.00	0.00	0.00	240,000.00	0.40%	184.11	0.00	0.00	0.00	418.19
Totals for Debt Service Fund:				960,000.00	0.00	0.00	0.00	0.00	960,000.00	N/A	1,048.96	0.00	0.00	0.00	\$1,833.14
Beginning Balance:		\$960,000.00						Interest Earned:		\$0.00					
Plus Principal From Cash:		\$0.00						Less Beg Accrued Interest:		\$1,048.96					
Less Principal Withdrawn:		\$0.00						Plus End Accrued Interest:		\$1,833.14					
Plus Interest Reinvested:		\$0.00						Fixed Interest Earned:		\$784.18					
Fixed Balance:		\$960,000.00						MM Interest Earned:		\$112.73					
MM Balance:		\$2,109,079.87						Total Interest Earned:		\$896.91					
Total Balance:		\$3,069,079.87													
Totals for District:				3,850,000.00	0.00	1,440,000.00	0.00	1,440,000.00	3,850,000.00	N/A	6,736.35	5,849.66	0.00	5,849.66	\$3,759.59

Methods Used For Reporting Market Values


Certificates of Deposits:	Face Value Plus Accrued Interest
Securities/Direct Government Obligations:	Market Value Quoted by the Seller of the Security and Confirmed in Writing
Public Fund Investment Pool/MM Accounts:	Balance = Book Value = Current Market

Harris County MUD No. 109
Detail of Pledged Securities
 12/01/2021 - 02/28/2022

Financial Institution: CENTRAL BANK - CHECKING										
Security: FHLB	Par Value:	35,000.00	Maturity Date:	11/15/2032	Pledged:	01/18/2022	Released:	Amount Released:		
CUSIP: 44244CXW2	Date	Value								
	01/31/2022	34,860.00								
	02/28/2022	34,262.20								
Security: FHLB	Par Value:	3,600.00	Maturity Date:	11/15/2032	Pledged:	01/19/2022	Released:	Amount Released:		
CUSIP: 44244CXW2	Date	Value								
	01/31/2022	3,585.60								
	02/28/2022	3,524.11								
Security: Letter of Credit/FHLB-Dal	Par Value:	100,000.00	Maturity Date:	02/04/2022	Pledged:	12/30/2021	Released:	02/04/2022	Amount Released:	100,000.00
CUSIP: 10011266	Date	Value								
	01/31/2022	100,000.00								

Methods Used For Reporting Market Values

Certificates of Deposits:	Face Value Plus Accrued Interest
Securities/Direct Government Obligations:	Market Value Quoted by the Seller of the Security and Confirmed in Writing
Public Fund Investment Pool/MM Accounts:	Balance = Book Value = Current Market



Proposal of Insurance

HARRIS COUNTY MUD 109

C/O NORTON ROSE FULBRIGHT UD LLP
1301 MCKINNEY STE 5100
HOUSTON, TX 77010

PRESENTED: APRIL 13, 2022
EFFECTIVE: 05/22/2022 TO 05/22/2023

THE FOLLOWING PROPOSAL IS PRESENTED BY:

Kim Courte, CPCU
Area Vice President | W.I.N. Program Director
Arthur J. Gallagher Risk Management Services, Inc.
1900 West Loop South, Suite 1600
Houston, TX 77027
kim_courte@ajg.com
713.935.8805 | Cell: 281.772.1611
Toll Free: 800.222.9044
Fax: 713.358.5795
ajg.com

© 2020 Arthur J. Gallagher & Co. All rights reserved.

Exhibit E



Insurance | Risk Management | Consulting
© 2022 Arthur J. Gallagher & Co.

Table of Contents

SECTION

Named Insured Schedule and Your W.I.N. Team	3
Premium & Insurance Summary	4
Property Schedule	6
Package Policy - Equipment Breakdown aka Boiler & Machinery.....	7
Package Policy - Property.....	8
Package Policy - General Liability	9
Package Policy - Pollution Liability	10
Package Policy - Pollution Clean Up and Remediation	11
Automobile Policy/Hired and Non-Owned Auto Liability	12
Excess Liability Policy	14
Directors & Officers Liability Policy	15
Crime Policy	17
Directors Position Bond	18
Tax Assessor/Collector Bond.....	19
Peace Officer Bond.....	20
Workers' Compensation Policy	21
Business Travel Accident Policy.....	22
Coverages for Consideration	23
Proposal Acceptance and Client Authorization To Bind Coverage	24
Documents Required To Bind Coverage	27
Bindable Quotations and Compensation Disclosure Schedule	28
Guide to A.M. Best Ratings.....	29
Proposal Disclosures	30
Proposal Terms and Conditions.....	32
Claims Reporting By Policy.....	34
Appendix	35
Gallagher at a Glance	35

Named Insured Schedule and Your W.I.N. Team

Named Insured Schedule:

HARRIS COUNTY MUD 109

Your W.I.N. Team:

Providing excellent service is the primary objective of Gallagher. Please call any member of the service team for assistance.

Michelle Herrera
Client Service Manager
michelle_herrera@ajg.com
713.275.1506

Julie Collette
Client Service Manager
julie_collette@ajg.com
713.243.2182

Jessica Salias
Client Services Manager
jessica_salias@ajg.com
713.358.5928

Jessica Ortega
Client Service Associate
Jessica_ortega@ajg.com
713.358.5281

Lauren Peyton
Client Service Manager
lauren_peyton@ajg.com
713.243.2170

Kim Courte, CPCU
Area Vice President
W.I.N. Program Director
kim_courte@ajg.com
713.935.8805 | Cell: 281.772.1611

Sharon Patin
Area Vice President of Operations
Client Service Director
sharon_patin@ajg.com
713.358.5794

Premium & Insurance Summary

HARRIS COUNTY MUD 109

Effective: 05/22/2022 TO 05/22/2023

Gallagher is responsible for the placement of the following lines of coverage:

Line of Business	Renewal Premium
Property, Flood and Extra Expense for District without WWTP which is 18% of schedule (11,440,000/62,440,000) 18% of \$65,668	\$ 12,031
Equipment Breakdown (B&M) (cost without WWTP) 18% of \$29,020	\$ 5,317
General Liability, Pollution, Pollution Cleanup & Remediation, Law Enforcement Liability and Hired- Non Owned Auto	\$ 5,164
Excess Liability -\$4m bringing the total liability coverage to 5mil including auto and pollution and law enforcement liability	\$ 2,020
Directors & Officers Liability	\$ 4,500
Crime Employee and Consultant	\$ 341
Directors Position Bond	\$ 150
Tax Assessor/Collector Bond (T.Spencer) - Gallagher will bill TAC directly Premium \$100	\$ 0
Peace Officer Bond (up to 20 officers)	\$ 100
Business Travel Accident	\$ 300
Agent Fee	\$ 678
Sub- Total	\$ 30,601
Workers' Compensation (To be Paid Directly to Texas Mutual by District Bookkeeper)	\$ 400
Total	\$ 31,001

Line of Business- WWTP Physical Damage Coverage Only	Premium
WWTP physical damage coverage which includes Property, Flood and Extra Expense which 82% of schedule values (51,000,000/62,440,000) X \$65,668	\$ 53,637
Equipment Breakdown (B&M) (cost for WWTP) 82% of \$29,020	\$ 23,703
Agent Fee	\$ 2,211
Sub-Total This is the total sharing amount for all participating districts	\$ 79,551
Grand Total (District plus WWTP)	\$ 110,552

Renewal Notes:

- Premium increase due to slight rate increase and property values increasing \$635,000
- No changes in limits or deductibles except the below D&O improvement
- D&O has a lower retention from 1,500 down to 1,000. Other D&O enhancements includes an extra \$1,000,000 in defense limits and an extra \$500,000 dedicated for directors and officers.
- Option to save \$2,450 on the overall B&M by increasing main deductible from \$10k to \$15k. Please mark this option on the Acceptance Page if desired.

Thank you for your business and we look forward to continuing to provide you with the best insurance program in Texas.

****Please sign on Proposal Acceptance Page and Provide Documents Required to Bind Coverage**

Any entity not named in this proposal, may not be an insured entity. This may include affiliates, subsidiaries, LLC's, partnerships and joint ventures.

It is understood that any other type of exposure/coverage is either self-insured or placed by another brokerage firm other than Gallagher. If you need help in placing other lines of coverage or covering other types of exposures, please contact your Gallagher representative.

Higher limits are available upon request for each coverage

Claim Summary

DOL	Claim No.	Loss	Amount Paid	Status
03/08/10	TXSP210040189	Voltage Surge caused damage to equipment	37,062.00	Closed
09/08/11	TNT-0093717	Large Bar Screen	42,430.00	Closed
10/19/11	TNT-0094516	Gail Appling. Charged water line caused electric shock	2,676.97	Closed
01/26/12	TNT-0098718	Patricia Menard stepped on meter box & injured ankle	2,073.77	Closed
11/04/13	2172-2172-4066	Lift Pump #3 at WWTP onsite LS	13,678.73	Closed
05/13/14	2172-4030-BM-01	WP#2- main breaker tripped	7,500.00	Closed
05/14/14	2172-4080-BM-01	Grinder of LS failed	30,895.00	Closed
09/13/14	2172-4275-GD-01	Sewer Backup- Kiersten Woodward	924.76	Closed
04/23/15	2172-4621-BM-01	Aeration Blower #4	0	Closed
08/17/15	2172-4794-BM-01	Belt Press at WWTP	26,672.60	Closed
08/31/16	2172-5235-GD-01	Sewer Backup-Irma Alfaro	894.88	Closed
01/19/17	2172-005446-BM-01	WWTP-Lift Station	6,430.00	Closed
08/25/17	12 005446-BM-01	Hurricane Harvey	13,750.00	Closed
12/22/17	13 005957-BM-01	WP Motor Burnt	3,180.00	Closed
12/28/20		Lift Pump Shorted	13,340.00	Closed
02/27/21	009222-000147-GD-01	Jarrell Peak Water Line Leaking	425.00	Closed
		Total:	\$201,933.71	
		WWTP Only	\$124,181.21	

Property Schedule

HARRIS COUNTY MUD 109

Effective: 05/22/2022 TO 05/22/2023

No.	Property Description for Facilities AND Detention Ponds Address with City, Zip Code & County **All locations located in Humble, TX 77346**	Longitude /Latitude	Replacement Cost Value Building & Contents Detention Ponds list insurable values such as grates, pumps fence	Year Built
1-1	Fence/WWTP – 5003 Atascocita Road	29°59'20" N 95°11'44" W	50,000,000	1980
1-2	Fence/Permanent Generator No. 1 – 5003 Atascocita Road	29°59'20" N 95°11'44" W	500,000	1980
1-3	Fence/Permanent Generator No. 2 – 5003 Atascocita Road	29°59'20" N 95°11'44" W	500,000	1980
2-1	Fence/Water Plant #2 – 20322 Burle Oak Drive (Excluding well)	30°00'59" N 95°11'32" W	1,200,000	1994
2-2	Fence/Water Well #2 – 20322 Burle Oak Drive	30°00'59" N 95°11'32" W	1,900,000	1994
2-3	Fence/ Permanent Generator – 20322 Burle Oak Drive	30°00'59" N 95°11'32" W	400,000	2009
3-1	Fence/Water Plant #1 – 5722 Forest Timbers Drive	30°00'10" N 95°11'12" W	950,000	1980
3-2	Fence/Water Well #1 - 5722 Forest Timbers Drive	30°00'10" N 95°11'12" W	1,900,000	1980
3-3	Fence/1M Gal Water Tower – 5722 Forest Timbers Drive	30°00'10" N 95°11'12" W	1,200,000	2002
3-4	Fence/15 k Hydro Tank – 5722 Forest Timbers Drive	30°00'10" N 95°11'12" W	150,000	2019
3-5	Fence/Permanent Generator – 5722 Forest Timbers Drive	30°00'10" N 95°11'12" W	500,000	2008
4-1	Fence/Lift Station – 19419 Timber Forest Drive	30°00'11" N 95°11'37" W	1,000,000	1997
4-2	Fence/Permanent Generator – 19419 Timber Forest Drive	30°00'11" N 95°11'37" W	300,000	1997
5-1	Fence/Lift Station – 4630 Spring Lea Drive	29°59'44" N 95°12'13" W	400,000	1984
5-2	Fence/Permanent Generator – 4630 Spring Lea Drive	29°59'44" N 95°12'13" W	100,000	1984
6-1	Fence/Lift Station – 20334 Timber Forest Drive	30°00'53" N 95°11'16" W	300,000	1999
6-2	Fence/Permanent Generator – 20334 Timber Forest Drive	30°00'53" N 95°11'16" W	60,000	1999
7-1	Fence/Lift Station – 10.5 Turtle Cove Court	30°01'11" N 95°10'48" W	300,000	1999
7-2	Fence/Permanent Generator – 10.5 Turtle Cove Court	30°01'11" N 95°10'48" W	60,000	1999
8-1	Fence/Lift Station – 18635 1/2 Artesian Way	29°59'30" N 95°12'22" W	300,000	2003
8-2	Fence/Permanent Generator – 18635 1/2 Artesian Way	29°59'30" N 95°12'22" W	60,000	2003
9-1	Fence/Lift Station – 5301 ½ Quail Trail Lane	30°00'44" N 95°11'48" W	300,000	2017
9-2	Fence/Permanent Generator – 5301 ½ Quail Trail Lane	30°00'44" N 95°11'48" W	60,000	2017
	TOTAL		62,440,000	

The proposal is based on the above information received from the engineer.

Package Policy - Equipment Breakdown aka Boiler & Machinery

HARRIS COUNTY MUD 109

Effective: 05/22/2022 TO 05/22/2023

Description	
Equipment Breakdown Aka Boiler & Machinery Subject to policy terms, conditions, limitations and exclusions.	<ul style="list-style-type: none"> • Sudden and Accidental Breakdown of Equipment • Mechanical Failure • Electrical Surges • Terrorism Risk Insurance Act • Replacement Cost Valuation Repair or Replace Whichever is Less • Blanket Basis Coverage • Coinsurance Waived
Exclusions included but not limited to:	<ul style="list-style-type: none"> • War • Nuclear Hazard • Wear & Tear • Lightning • Cyber Incident

Limits	
Equipment Breakdown/Property Damage	Per Property Schedule
Extra Expense Combined with Business Income and includes Utility Interruption	\$500,000

Deductibles	
Equipment Breakdown	\$ 10,000
Utility Interruption	24 Hours
Deep well pump units 50 + feet below ground level	\$ 25,000
Extra Expense	No Separate Deductible

Annual Premium
Included Premium Summary

Carrier
Liberty Mutual Fire Insurance Company, A.M. Best Rating: A XV Admitted

Package Policy - Property

HARRIS COUNTY MUD 109

Effective: 05/22/2022 TO 05/22/2023

Description	
Real & Personal Property	<ul style="list-style-type: none"> • Cause of Loss: Special • Terrorism Risk Insurance Act • Replacement Cost Valuation • Repair or Replace Whichever is Less • Coinsurance Waived
Subject to policy terms, conditions, limitations and exclusions.	
Exclusions included but not limited to:	<ul style="list-style-type: none"> • War • Nuclear Hazard • Governmental Action (seizure or destruction) unless to prevent spread of Fire

Limits	
Blanket Building or Structure & Business Personal Property	Per Property Schedule
Blanket Flood	\$ 3,000,000
Blanket Earthquake and Earth Movement	\$ 2,500,000
Blanket Business Income & Extra Expense	\$ 2,000,000

Deductibles	
Property Perils, such as fire, lightning, theft vandalism, except as noted below	\$10,000
Flood	\$25,000
Earthquake and Earth Movement	\$25,000
Business Income & Extra Expense	No Separate Deductible

Annual Premium
Included Premium Summary

Carrier
Pennsylvania Manufacturers' Association Ins. Co. A.M. Best Rating: A+XV Admitted

Package Policy - General Liability

HARRIS COUNTY MUD 109

Effective: 05/22/2022 TO 05/22/2023

Description	
<p>General Liability</p> <p>Subject to policy terms, conditions, limitations and exclusions.</p>	<ul style="list-style-type: none"> • Occurrence Policy Form • Bodily Injury and Property Damage • Liability arising from any owned property such as facilities, buildings, parks, detention ponds and lakes • Failure to Supply (no limitation requiring property damage) • Sewer Back Up • Products Contamination • Terrorism Risk Insurance Act • Punitive Damages • Duty to Defend • Host Liquor Liability • Defense Cost outside the Limit • Not Auditable
<p>Exclusions included but not limited to:</p>	<ul style="list-style-type: none"> • Access or Disclosure of Confidential or Personal Information, Data-related Liability & Internet • Workers' Compensation • War • Employment Related Practices • Distribution of Material Violation of Statutes
<p>Must Schedule: Dams, Reservoirs & Levees for Liability coverage to apply</p>	

Limits	
\$1,000,000	Each Occurrence
\$3,000,000	General Aggregate
\$3,000,000	Products and Completed Operations Aggregate
\$1,000,000	Personal and Advertising Injury
\$1,000,000	Damage to Rented Premises (each occurrence)
\$ 10,000	Medical Payments
Included	Law Enforcement Activity Liability

Deductibles	
Per Occurrence	None

Annual Premium
Included Premium Summary

Carrier
CUMIS Insurance Society, Inc., A.M. Best Rating: A XII Admitted

Package Policy - Pollution Liability

HARRIS COUNTY MUD 109

Effective: 05/22/2022 TO 05/22/2023

Description	
Package Pollution Liability Accidental and Unintended Pollution Incident (Gradual and Sudden)	<ul style="list-style-type: none"> • Occurrence Policy Form • Bodily Injury, Property Damage, Clean Up Cost • Escape or back-up of sewage or waste-water if property damage occurs away from land you own or lease • Escape of fuels or lubricants from mobile equipment • Application of pesticides or herbicides • Potable water which you supply to others • Chemicals you use in your water or wastewater treatment • Natural gas or propane gas used in your treatment process • Heat, smoke or fumes from a hostile fire • Duty to Defend • Defense Cost Outside the Limit • Punitive Damages • Terrorism Risk Insurance Act
Subject to policy terms, conditions, limitations and exclusions.	
Exclusions included but not limited to:	<ul style="list-style-type: none"> • Fraud • Workers' Compensation • War • Employment Related Practices • Petroleum Underground Storage Tanks

Deductibles	
Per Occurrence	None

Annual Premium
Included Premium Summary

Carrier
CUMIS Insurance Society, Inc., A.M. Best Rating: A XII Admitted

Package Policy - Pollution Clean Up and Remediation

HARRIS COUNTY MUD 109

Effective: 05/22/2022 TO 05/22/2023

Description	
Pollution Clean Up & Remediation Subject to policy terms, conditions, limitations and exclusions.	<ul style="list-style-type: none"> • Claims Made Policy Form • Includes both Gradual and Sudden and Accident Occurrences • Onsite Events (first party coverage) • Offsite Events (third party coverage) • Insured's Facilities Line Locations are Covered • TCEQ Mandate To Take Corrective Action • Voluntary Decision to Cleanup and Remediate • Duty to Defend • Defense inside the limit • Punitive Damages • Terrorism Risk Insurance Act
Exclusions included but not limited to:	<ul style="list-style-type: none"> • Fraud • Workers' Compensation • War • Intended Damages • Underground Storage Tank
Retroactive Date	05/22/2019
Claim Definition	
<p>"Claim" means an oral or written demand received by the insured seeking to hold the insured responsible for "bodily injury", "property damage", or "cleanup costs" covered by this policy, including service of a "suit". Costs incurred by the insured because of the same, related or continuous "pollution event" pursuant to the "ASTM" Guide for Risk Based Corrective Action, if applicable, during the "policy period" and reported to us in writing during the "Policy Term: " will be deemed to be a "claim" made during the "Policy Term: "</p>	
Reporting Provision	
<p>Duties in the Event of A "Claim", "Suit" or Voluntary "Cleanup Costs"</p> <p>a. The insured shall give our representative prompt written notice, by mail or facsimile, of any "claim", "suit" or incurred of "cleanup costs". Notice must be sent to:</p> <p>CUNA Mutual Group Attn: Claims Department PO Box 1084 Madison, Wisconsin 53701</p>	
Limits	
\$1,000,000	Each Occurrence and Aggregate
Deductibles	
Per Claim	\$5,000
Annual Premium	
Included Premium Summary	
Carrier	
CUMIS Insurance Society, Inc.,	A.M. Best Rating: A XII Admitted

Automobile Policy/Hired and Non-Owned Auto Liability

HARRIS COUNTY MUD 109

Effective: 05/22/2022 TO 05/22/2023

Description	Limit	Covered Auto
Hired and Non-Owned Auto Liability	\$1,000,000	8,9

Deductibles	
Liability	None

Exclusions	
Included but not limited to:	<ul style="list-style-type: none">• Nuclear Energy• Racing• War

Other Significant Terms
Subject to Favorable Motor Vehicle Reports and policy terms, conditions, limitations and exclusions.

Annual Premium
Included Premium Summary

Carrier
CUMIS Insurance Society, Inc., A.M. Best Rating: A XII Admitted

Covered Autos Symbol	Symbol Name	Description of Covered Designation Symbol
1	Any Auto	Can only be used for Liability insurance. Its use provides coverage for any auto with which the insured has contact, including owned and non-owned, hired vehicles, and newly acquired vehicles. It includes coverage for non-owned auto, no-fault insurance, uninsured motorists, or physical damage insurance
2	Owned Autos Only	Only those autos you own (and for Liability Coverage any trailers you don't own while attached to power units you own). This includes those autos you acquire ownership of after the policy begins.
3	Owned Private Passenger Autos Only	Only the private passenger autos you own. This includes those private passenger autos you acquire ownership of after the policy begins.
4	Owned Autos Other Than Private Passenger Autos Only	Only those autos you own that are not of the private passenger type (and for Liability Coverage any trailers you don't own while attached to power units you own). This includes those autos not of the private passenger type you acquire ownership of after the policy begins.
5	Owned Autos Subject To No-Fault	Only those autos you own that are required to have No-Fault benefits in the state where they are licensed or principally garaged. This includes those autos you acquire ownership of after the policy begins provided they are required to have No-Fault benefits in the state where they are licensed or principally garaged.
6	Owned Autos Subject To A Compulsory Uninsured Motorists Law	Only those autos you own that because of the law in the state where they are licensed or principally garaged are required to have and cannot reject Uninsured Motorists Coverage. This includes those autos you acquire ownership of after the policy begins provided they are subject to the same state uninsured motorists' requirement.
7	Specifically Described Autos	Only those autos described in Item Three of the Declarations for which a premium charge is shown (and for Liability Coverage any trailers you don't own while attached to any power unit described in Item Three).
8	Hired Autos Only	Only those autos you lease, hire, rent or borrow. This does not include any auto you lease, hire, rent, or borrow from any of your employees, partners (if you are a partnership), members (if you are a limited liability company) or members of their households.
9	Non-owned Autos Only	Only those autos you do not own, lease, hire, rent or borrow that are used in connection with your business. This includes autos owned by your employees, partners (if you are a partnership), members (if you are a limited liability company), or members of their households but only while used in your business or your personal affairs.
19	Mobile Equipment Subject To Compulsory Or Financial Responsibility Or Other Motor Vehicle Insurance Law Only	Only those autos that are land vehicles and that would qualify under the definition of mobile equipment under this policy if they were not subject to a compulsory or financial responsibility law or other motor vehicle insurance law where they are licensed or principally garaged.

Auto Disclaimer:

Commercial Auto policies utilize a set of coverage symbols to stipulate a category of covered autos. One or more symbols are assigned to each coverage purchased indicating which autos that coverage applies to. Please refer to your policy and make certain that you read and understand the various auto symbols and associated descriptions. Specific symbols may apply to either a particular kind of vehicle or the vehicle's ownership status. The symbols could also differ depending upon whether the coverage is for liability or physical damage. Also, in certain circumstances, an insurance company may agree to provide coverage for an auto scenario that is not described in the auto symbols. When this occurs, a unique symbol and related description is used. If you have any questions regarding the auto symbols or associated descriptions contained in your policy, please contact us.

Excess Liability Policy

HARRIS COUNTY MUD 109

Effective: 05/22/2022 TO 05/22/2023

Description	Limit
Excess Limits Over Underlying Policies	\$4,000,000 Per Occurrence \$4,000,000 Aggregate
Excess Coverage Subject to policy terms, conditions, limitations and exclusions.	<ul style="list-style-type: none"> • Occurrence Policy Form • Terrorism Risk Insurance Act • Punitive Damages • Duty to Defend • Host Liquor Liability • Defense Cost outside the Limit
Exclusions included but not limited to:	<ul style="list-style-type: none"> • Exclusions in Underlying Policies • Access or Disclosure of Confidential or Personal Information • Directors & Officers Liability • War

Schedule of Underlying Limits	Schedule of Underlying Coverages General Liability, Pollution, Auto & WC if purchased
\$1,000,000	Each Occurrence
\$3,000,000	General Aggregate
\$3,000,000	Products and Completed Operations Aggregate
\$1,000,000	Personal and Advertising Injury
\$1,000,000	Auto Liability
Included	Employers Liability Section of Worker's Compensation

Deductibles	
Per Occurrence	None

Annual Premium
Included Premium Summary

Carrier
CUMIS Insurance Society, Inc., A.M. Best Rating: A XII Admitted

Directors & Officers Liability Policy

HARRIS COUNTY MUD 109

Effective: 05/22/2022 TO 05/22/2023

Description	
<p>Directors & Officers Liability</p> <p>Subject to policy terms, conditions, limitations and exclusions.</p>	<ul style="list-style-type: none"> • Claims Made Policy Form • Wrongful Act, Error or Omission • Defense for alleged breach of contract • Coverage also applies for lawful spouse or “Domestic Partner” of an insured person • Punitive Damages • Duty to Defend • Pay on Behalf Contract • Claim Trigger- May report known circumstances that may give rise to a claim • Claim includes formal administrative or regulatory proceedings • 100% Defense paid for claims that include covered and non-covered claims. • Terrorism Risk Insurance Act • If Cost of Defense are incurred by the Insured with the Insurer’s consent, the separate limit of defense does not apply.
<p>Exclusions included but not limited to:</p>	<ul style="list-style-type: none"> • Bodily Injury • Property Damage • Pollution • Privacy and Data Breach
<p>Retroactive Date:</p>	<p>None</p>
<p>Pending/Prior Litigation Date and Continuity Date:</p>	<p>05/22/2019 Directors & Officers</p>

Limits	
<p>\$5,000,000 D&O Limit In Excess of the Above Limits</p> <ul style="list-style-type: none"> • \$ 500,000 Dedicated for Directors & Officers • \$1,000,000 Separate Limit of Defense 	<p>Per Claim and Aggregate Enhancement(s)</p>

Retention
<p>Insuring Agreement A Retention \$0 Insuring Agreement B & C Retention \$1,000</p>

Claim Definition

Claim” shall mean:

- (1) a written demand for monetary or non-monetary (including injunctive) relief made against any **Insured**;
- (2) a civil proceeding, including any appeals therefrom made against any **Insured** seeking monetary or non-monetary (including injunctive) relief commenced by service of a complaint or similar pleading;
- (3) a criminal proceeding, including any appeals therefrom made against any **Insured** commenced by the return of an indictment or the filing of notice of charge or similar document,
- (4) a formal administrative proceeding, including any proceeding before the Equal Employment Opportunity Commission (EEOC) or any similar governmental body, made against any **Insured** commenced by the receipt of charges, formal investigative order, service of summons or similar document;
- (5) any arbitration, mediation or similar alternative dispute resolution proceeding if any **Insured** is obligated to participate in such proceeding; or
- (6) a written agreement to toll any applicable statute of limitation prior to the commencement of any judicial, administrative, regulatory or arbitration proceeding.

In no event shall the term **Claim** include any labor or grievance proceeding which is subject to a collective bargaining agreement.

Reporting Provision

SECTION VII. Notice of Claim

- A.** The **Insureds** shall, as a condition precedent of their rights under this Policy, give the **Insurer** notice in writing of any **Claim** made during the **Policy Period**. Such notice shall be given as soon as practicable after the date the President, Executive Director, Chief Financial Officer, General Counsel, or person with equivalent responsibility has knowledge of the **Claim**, and in no event later than ninety (90) days after the end of the **Policy Year**.
- B.** If during the **Policy Period** or **Discovery Period**, any **Insured** first becomes aware of a specific **Wrongful Act** and gives notice to the **Insurer** of: (1) the specific **Wrongful Act**; (2) the injury or damage which has or may result therefrom; and (3) the circumstances by which the **Insured** first became aware thereof; then any **Claim** arising out of such **Wrongful Act** which is subsequently made against the **Insured** shall be deemed to have been made at the time the **Insurer** received such written notice from the **Insured**.
- C.** In addition to furnishing the notice as provided in Section VIII A or B, the **Insured** shall, as soon as practicable, provide the **Insurer** with copies of reports, investigations, pleadings and other documents in connection therewith, and shall provide all information, assistance and cooperation which the **Insurer** reasonably requests and do nothing to prejudice the **Insurer's** position or its potential or actual rights of recovery.

Notice to the **Insurer** as provided in Section VII A or B shall be emailed to ELDClaims@gaic.com or mailed to **GREAT AMERICAN INSURANCE GROUP, EXECUTIVE LIABILITY DIVISION, CLAIMS DEPARTMENT, P.O. BOX 66943, CHICAGO, IL 60666.**

Annual Premium

Included Premium Summary

Carrier

Great American Insurance Company, A.M. Best Rating: A+XV Admitted

Crime Policy

HARRIS COUNTY MUD 109

Effective: 05/22/2022 TO 05/22/2023

Description	
<p>Crime</p> <p>Subject to policy terms, conditions, limitations and exclusions.</p>	<ul style="list-style-type: none"> • Protection for loss caused to named insured through failure of any employee/consultant to perform faithfully their duties or to account properly for all monies and property received by virtue of their position or employment. • Any Limit purchased applies per employee/consultant up to \$100,000. • Any limit purchased \$100,000 and over is provided on a per losses basis rather than each basis.
<p>Exclusions included by not limited to:</p>	<ul style="list-style-type: none"> • Governmental Action of Seizure or Destruction • Accounting or Arithmetical Errors or Omissions • Inventory Shortages
<p>Loss Caused by</p> <p>Loss Caused by Consultants for Insured</p>	<ul style="list-style-type: none"> • Direct Employees • Attorney • Operator • Bookkeeper • Engineer • Delinquent Tax Attorney

Limit
\$ 100,000

Deductible
Per Occurrence None

Annual Premium and Limits
Included Premium Summary

Carrier
The Ohio Casualty Insurance Company, a Liberty Mutual Company A.M. Best Rating: A XV Admitted

Directors Position Bond

HARRIS COUNTY MUD 109

Effective: 05/22/2022 TO 05/22/2023

Description	
Directors Position Bond Subject to bond terms, conditions, limitations and exclusions.	<ul style="list-style-type: none">• Provides coverage for loss caused to the District through the failure of Directors to perform faithfully their duties or to account properly for all monies and property received by virtue of their position as Director• Continuous until cancelled
Exclusions included but not limited to:	<ul style="list-style-type: none">• Loss occurring prior to date of bond issued

Limits	
\$10,000	Each Director (5)
\$50,000	General Aggregate

Deductibles	
Per Occurrence	None

Annual Premium
Included Premium Summary

Carrier
The Ohio Casualty Insurance Company, a Liberty Mutual Company A.M. Best Rating: A XV Admitted

Tax Assessor/Collector Bond

HARRIS COUNTY MUD 109

Effective: 05/22/2022 TO 05/22/2023

Coverage	
Tax Assessor Collector Bond Subject to bond terms, conditions, limitations and exclusions.	<ul style="list-style-type: none">Covers the faithful performance and discharge of all the duties required by law as the Tax Assessor/ Collector and to pay over to the depository of the District all funds or other things of value coming into his hands as Tax Assessors/Collectors.Continuous until cancelled
Exclusions included but not limited to:	<ul style="list-style-type: none">Loss occurring prior to date of bond issued
Limit	
\$50,000	
Deductibles	
Per Occurrence	None
Annual Premium & Limits	
Included Premium Summary	
Carrier	
The Ohio Casualty Insurance Company, a Liberty Mutual Company A.M. Best Rating: A XV Admitted	

Peace Officer Bond

HARRIS COUNTY MUD 109

Effective: 05/22/2022 TO 05/22/2023

Description	
Peace Officer Bond	<ul style="list-style-type: none">Provides coverage for the faithful performance and discharge of all the duties required by law for Peace Officer.Continuous until cancelled
Subject to bond terms, conditions, limitations and exclusions.	
Exclusions included but not limited to:	<ul style="list-style-type: none">Loss occurring prior to date of bond issued

Limits	
\$ 1,000	Each Officer (up to 20 officers)
\$20,000	General Aggregate

Deductibles	
Per Occurrence	None

Annual Premium & Limits
Included Premium Summary

Carrier
The Ohio Casualty Insurance Company, a Liberty Mutual Company A.M. Best Rating: A XV Admitted

Workers' Compensation Policy

HARRIS COUNTY MUD 109

Effective: 05/22/2022 TO 05/22/2023

Description	
Workers' Compensation (Part One) And Employers Liability (Part Two)	<ul style="list-style-type: none"> • Bodily Injury to Employees • Terrorism • Duty to Defend • Defense Cost outside the Limit • Covered State Texas Only • Include Owner/Officers • Out of Network
Subject to policy terms, conditions, limitations and exclusions.	
Exclusions included but not limited to:	<ul style="list-style-type: none"> • Voluntary Compensation • USL&H • Federal Employers Liability Act (Jones Act)
Audit	<ul style="list-style-type: none"> • Auditable
Subject to Audit	<ul style="list-style-type: none"> • At Expiration
Minimum Premium	<ul style="list-style-type: none"> • \$250

Limits	
Statutory	Part One - Workers' Compensation
\$1,000,000	Part Two - Employers' Liability Each Accident
\$1,000,000	Part Two - Employers' Liability Disease-Policy Limit
\$1,000,000	Part Two - Employers' Liability Disease-Each Employee

Exposure Description	Code	Payroll
Clerical/Directors	8810	\$39,107
Water	7520	\$ If Any

Deductibles	
Per Occurrence	None

Annual Premium
Included Premium Summary

Carrier
Texas Mutual Insurance Company: A.M. Best Rating: A XV Admitted

Business Travel Accident Policy

HARRIS COUNTY MUD 109

Effective: 05/22/2022 TO 05/22/2023

Description	
Business Travel Accident Subject to policy terms, conditions, limitations and exclusions.	<ul style="list-style-type: none"> • Provides 24 Hour Coverage while traveling on District Business Trips for Accidental Death & Dismemberment. • Paralysis Benefit • Rehabilitation Benefit • Seatbelt & Occupant Protection Device Benefit • Psychological Therapy • Rehabilitation Benefit • Adaptive Home and Vehicle Benefit
Exclusions included but not limited to:	<ul style="list-style-type: none"> • Acrobatics or Stunt Flying • Racing • Crop Dusting

Limits	
\$ 250,000	Director(s)
\$ 50,000	Spouse
\$ 25,000	Children

Annual Premium
Included Premium Summary

Carrier
Federal Insurance Company, A.M. Best Rating: A++XV Admitted

Coverages for Consideration

HARRIS COUNTY MUD 109

Overview

Gallagher recommends that you consider purchasing the following additional coverages for which you have exposure. A Proposal for any of the coverages below can be provided.

- Flood
- Umbrella - Higher Limit
- Cyber Liability - Estimated Annual Premium of \$ for \$1,000,000 Limit with \$2,500 Deductible - Coverage Details Provided Upon Request

Please note the recommendations and considerations summarized in this section are not intended to identify all potential exposures. Gallagher is not an expert in all aspects of your business and assumes no responsibility to independently investigate the risks your business faces. Gallagher has relied upon the information you provided in making our insurance Proposals. If you are interested in pursuing additional coverages other than those listed above, please list the additional coverages in the Client Authorization to Bind.

Proposal Acceptance and Client Authorization To Bind Coverage

HARRIS COUNTY MUD 109

Effective: 05/22/2022 TO 05/22/2023

After careful consideration of Gallagher's Proposal dated 05/22/2022, you accept the following coverage(s). Please check the desired coverage(s) and note any coverage amendments below:

	COVERAGE/CARRIER
<input checked="" type="checkbox"/> Accept <input type="checkbox"/> Reject	District Property, Flood, Extra Expense
	Pennsylvania Manufacturers' Association Ins. Co
<input checked="" type="checkbox"/> Accept <input type="checkbox"/> Reject	TRIA Included in Above Program
<input checked="" type="checkbox"/> Accept <input type="checkbox"/> Reject	WWTP Property, Flood, Extra Expense
	Pennsylvania Manufacturers' Association Ins. Co
<input checked="" type="checkbox"/> Accept <input type="checkbox"/> Reject	TRIA Included in Above Program
<input checked="" type="checkbox"/> Accept <input type="checkbox"/> Reject	General Liability, Excess Liability, Law Enforcement Liability, Hired Non-Owned Auto, Pollution and Pollution Remediation
	CUMIS Insurance Society, Inc.,
<input checked="" type="checkbox"/> Accept <input type="checkbox"/> Reject	District B&M
	Liberty Mutual
<input checked="" type="checkbox"/> Accept <input type="checkbox"/> Reject	TRIA Included in Above Program
<input checked="" type="checkbox"/> Accept <input type="checkbox"/> Reject	WWTP B&M
	Liberty Mutual
<input checked="" type="checkbox"/> Accept <input type="checkbox"/> Reject	TRIA Included in Above Program
<input checked="" type="checkbox"/> Accept <input type="checkbox"/> Reject	Directors & Officers Liability
	Great American Insurance Company
<input checked="" type="checkbox"/> Accept <input type="checkbox"/> Reject	Crime
	The Ohio Casualty Insurance Company
<input checked="" type="checkbox"/> Accept <input type="checkbox"/> Reject	Directors Bond
	The Ohio Casualty Insurance Company
<input checked="" type="checkbox"/> Accept <input type="checkbox"/> Reject	Tax Collector Bond
	The Ohio Casualty Insurance Company
<input checked="" type="checkbox"/> Accept <input type="checkbox"/> Reject	Peace Officer Bond
	The Ohio Casualty Insurance Company
<input checked="" type="checkbox"/> Accept <input type="checkbox"/> Reject	Workers' Compensation
	Texas Mutual Insurance Company
<input checked="" type="checkbox"/> Accept <input type="checkbox"/> Reject	Business Travel Accident
	Federal Insurance Company

OPTIONAL COVERAGES:

<input type="checkbox"/> Accept <input checked="" type="checkbox"/> Reject	B&M Optional increasing of main deductible from \$10,00 to \$15,000 for premium of \$26,570 which is a savings of \$2,450
	Liberty Mutual
<input type="checkbox"/> Accept <input checked="" type="checkbox"/> Reject	TRIA

SIGN HERE

Additional Recommended Coverages

Gallagher recommends that you purchase the following additional coverages for which you have exposure. By checking the box(es) below, you are requesting that Gallagher provide you with a Proposal for this coverage. By not requesting a Proposal for this coverage, you assume the risk of any uncovered loss.

Cyber Liability Mobile Equipment Scheduled/Leased/Rented

Higher Limits: Please state coverage and requested limit(s): _____

The above coverage(s) does not necessarily represent the entirety of available insurance products. If you are interested in pursuing additional coverages other than those listed in the Additional Recommended Coverages, please list below:

Other Services to Consider

By checking the box(es) below, you are requesting that Gallagher provide you with additional information for the following services:

Gallagher STEP

eRiskHub

Coverage Amendments and Notes:

Fee Agreement

In addition to commission received by Gallagher for the policy term reflected herein, effective 05/22/2022, Gallagher will receive a fee of \$2889 for Harris County MUD 109 program administration. This fee IS NOT refundable, is fully earned by signing below, and is due and payable within thirty (30) days of such signing. Any placements that require the payment of additional state or federal taxes and/or fees are the client's responsibility.

By accepting this fee agreement, we agree and understand that it reflects services to be provided that have been discussed with and fully disclosed to us, and the above fee is consistent with our understanding. This agreement and any disputes that arise out of this fee agreement shall be governed by the laws of the state of Illinois.

Exposures and Values

You confirm the payroll, values, schedules, and any other information pertaining to your operations, and submitted to the underwriters, were compiled from information provided by you. If no updates were provided to Gallagher, the values, exposures and operations used were based on the expiring policies. You acknowledge it is your responsibility to notify Gallagher of any material change in your operations or exposures.

Additional Terms and Disclosures

Gallagher is not an expert in all aspects of your business. Gallagher's Proposals for insurance are based upon the information concerning your business that was provided to Gallagher by you. Gallagher expects the information you provide is true, correct and complete in all material respects. Gallagher assumes no responsibility to independently investigate the risks that may be facing your business, but rather have relied upon the information you provide to Gallagher in making our insurance Proposals.

Gallagher's liability to you arising from any acts or omissions of Gallagher shall not exceed \$20 million in the aggregate. The parties each will only be liable for actual damages incurred by the other party, and will not be liable for any indirect, special, exemplary, consequential or punitive damages. No claim or cause of action, regardless of form (tort, contract, statutory, or otherwise), arising out of, relating to or in any way connected with the Proposal, any of Gallagher's services or your relationship with Gallagher may be brought by either party any later than two (2) years after the accrual of such claim or cause of action.

Gallagher has established security controls to protect Client confidential information from unauthorized use or disclosure. For additional information, please review Gallagher's Privacy Policy located at <https://www.ajg.com/privacy-policy/>.

You have read, understand and agree that the information contained in the Proposal and all documents attached to and incorporated into the Proposal, is correct and has been disclosed to you prior to authorizing Gallagher to bind coverage and/or provide services to you. By signing below, or authorizing Gallagher to bind your insurance coverage through email when allowed, you acknowledge you have reviewed and agree with terms, conditions and disclosures contained in the Proposal.

By: Owen Parker
 Print Name (Specify Title)

Harris County MUD 109
 Company

[Signature]
 Signature

Date: 4/19/2022

SIGN HERE



301 E. Fourth Street, Cincinnati, Ohio 45202

Questionnaire for Nonprofit Directors' and Officers' Liability, Employment Practices Liability, Fiduciary Liability, and Workplace Violence Coverages for W.I.N. Program

NOTE: This Questionnaire is attached to and forms a part of the Proposal Form and Policy and the term "Proposal Form" in the Policy shall include this Questionnaire.

Name of Organization _____

Street Address _____

City _____ State _____ Zip _____

Background Information

- 1. a. Annual Salary/Wages Expense: \$ _____ b. Total Assets: \$ _____
2. Is the Organization or any of its Subsidiaries involved in or presently considering any merger, consolidation, acquisition, divestment or sale of a portion of its business or has a similar transaction been considered or completed within the last three years? If "Yes", please attach details. Yes [] No []
3. Provide the number of employees at the Organization: _____

Prior Activities/Knowledge

- 1. Have there been during the last five years, or are there now pending, any civil, criminal, administrative or arbitration proceedings (including any proceeding initiated before the Equal Employment Opportunity Commission) brought against the Organization, its Subsidiaries, the Plans of the Organization or its Subsidiaries, or any person proposed for this insurance in their capacity as either Director, Officer, Trustee, employee, volunteer, or staff member of the Organization or its Subsidiaries? If "Yes", for each proceeding please attach details of the complaint, the dollar amount of costs of defense and loss, the date the proceeding was filed, and whether the proceeding is open or closed. Yes [] No []

IT IS AGREED THAT ANY CLAIM ARISING FROM ANY PRIOR OR PENDING PROCEEDING IS EXCLUDED UNDER THE PROPOSED COVERAGE.

PLEASE RESPOND TO QUESTION #2 BELOW IF THIS IS THE FIRST POLICY WITH GREAT AMERICAN FOR THIS COVERAGE.

- 2. Is the undersigned or any proposed Insured aware of any fact, circumstance or situation involving the Organization or its Subsidiaries, the Plans of the Organization or its Subsidiaries, or any proposed Insured which he or she has reason to believe might result in a future Claim? If "Yes", please attach details. Yes [] No []

IT IS UNDERSTOOD AND AGREED THAT IF KNOWLEDGE OF ANY SUCH FACT, CIRCUMSTANCE OR SITUATION EXISTS, ANY CLAIM SUBSEQUENTLY ARISING THEREFROM SHALL BE EXCLUDED UNDER THE PROPOSED COVERAGE.

FRAUD WARNING: Any person who knowingly and with intent to defraud any insurance company or other person files an application for insurance or statement of claim containing any materially false information or conceals, for the purpose of misleading, information concerning any fact material thereto commits a fraudulent insurance act, which is a crime and subjects such person to criminal and civil penalties.

SIGN HERE

By _____ SIGNATURE OF EXECUTIVE DIRECTOR PRINT NAME DATE

The above individual is also designated as agent of the Organization and all of the Insureds to receive any and all notices from the Insurer. This Questionnaire, including any material submitted therewith, shall be treated in strictest confidence. Submit this Proposal Form, including documentation, to: GREAT AMERICAN INSURANCE GROUP, EXECUTIVE LIABILITY DIVISION, P.O. BOX 66943, CHICAGO, IL 60666

Documents Required To Bind Coverage

HARRIS COUNTY MUD 109

Effective: 05/22/2022 TO 05/22/2023

In order to bind coverages, please provide the following documents

- Complete set of Signed Proposal including Acceptance and Client Authorization to Bind (Previous Page)
- Signed Great American Rnl D&O App
- **Payment of Gallagher Invoice Due By (05/22/2022)**

Bindable Quotations and Compensation Disclosure Schedule

Coverage(s)	Carrier Name(s)	Wholesaler, MGA, or Intermediary Name 1	Estimated Annual Premium 2	Comm. % or Fee 3	Gallagher U.S. Owned Wholesaler, MGA, or Intermediary %
General Liability Pollution, clean up, Law Enforcement Liability, Excess	CUMIS Insurance Society, Inc.,	McKee Risk Mgt.	\$ 65668	15%	N/A
Real & Personal Property, Flood & Earthquake, Inland Marine,	Pennsylvania Manufacturers' Association Ins. Co	McKee Risk Mgt.	\$ 7184	15%	N/A
Auto Policy	CUMIS Insurance Society, Inc.,	McKee Risk Mgt.	\$ 100	15%	N/A
Directors & Officers	Great American Insurance Company	N/A	\$ 4500	20%	N/A
Crime	The Ohio Casualty Insurance Company	N/A	\$ 341	20%	N/A
Directors Position Bond	The Ohio Casualty Insurance Company	N/A	\$ 150	30%	N/A
Tax Assessor/Collector Bond	The Ohio Casualty Insurance Company	N/A	\$ 100	30%	N/A
Workers' Compensation	Texas Mutual Ins Co.	N/A	\$ 400	9%	N/A
Business Travel Accident	Federal Insurance Company	N/A	\$ 300	25%	N/A
Equipment Breakdown	Liberty Mutual Fire Ins Co.	RPS	\$ 29020	30%	10%

1. We were able to obtain more advantageous terms and conditions for you through an intermediary/ wholesaler.
2. If the premium is shown as an indication: The premium indicated is an estimate provided by the market. The actual premium and acceptance of the coverage requested will be determined by the market after a thorough review of the completed application.
* A verbal quotation was received from this carrier. We are awaiting a quotation in writing.
3. The commission rate is a percentage of annual premium excluding taxes & fees.

Guide to A.M. Best Ratings

W.I.N. PROGRAM CARRIER RATINGS AND ADMITTED STATUS

Proposed Insurance Companies	A.M. Best's Rating & Financial Size Category*	Admitted/Non-Admitted**
Allied World Specialty	A XV	Admitted
Chubb/Federal Insurance Company	A++ XV	Admitted
The Ohio Casualty Insurance Company	A XV	Admitted
Texas Mutual	A XV	Admitted
Hartford Life and Accident Insurance Company	A XV	Admitted
BCS Insurance Co.	A- VIII	Admitted
CUMIS Insurance Society, Inc.,	A XII	Admitted
Hartford Casualty Insurance Company	A+XV	Admitted
Hartford Fire Insurance Company	A+XV	Admitted
Great American Insurance Company	A+XV	Admitted
Old Republic Insurance Company	A+XV	Admitted
Pennsylvania Manufacturers' Association Ins. Co	A+XV	Admitted
The Cincinnati Insurance Company	A+XV	Admitted

*Gallagher companies use A.M. Best rated insurers and the rating listed above was verified on the date the proposal document was created.

Best's Credit Ratings™ reproduced herein appear under license from A.M. Best and do not constitute, either expressly or impliedly, an endorsement of Gallagher's service or its recommendations. A.M. Best is not responsible for transcription errors made in presenting Best's Credit Ratings™. Best's Credit Ratings™ are proprietary and may not be reproduced or distributed without the express written permission of A.M. Best.

A Best's Financial Strength Rating is an independent opinion of an insurer's financial strength and ability to meet its ongoing insurance policy and contract obligations. It is not a warranty of a company's financial strength and ability to meet its obligations to policyholders. Best's Credit Ratings™ are under continuous review and subject to change and/or affirmation. For the latest Best's Credit Ratings™ and Guide to Best's Credit Ratings, visit the A.M. Best website at <http://www.ambest.com/ratings>.

**If coverage placed with a non-admitted carrier, it is doing business in the state as a surplus lines or non-admitted carrier, and is neither subject to the same regulations as an admitted carrier nor do they participate in any state insurance guarantee fund.

Gallagher companies make no representations and warranties concerning the solvency of any carrier, nor does it make any representation or warranty concerning the rating of the carrier which may change

Proposal Disclosures

NAMED INSURED DISCLAIMER

Note: Any entity not named in this proposal, may not be an insured entity. This may include affiliates, subsidiaries, LLC's, partnerships and joint ventures.

COMPENSATION DISCLOSURE

1. Gallagher Companies are primarily compensated from the usual and customary commissions, fees or, where permitted, a combination of both, for brokerage and servicing of insurance policies, annuity contracts, guarantee contracts and surety bonds (collectively "insurance coverages") handled for a client's account, which may vary based on market conditions and the insurance product placed for the client.
2. In placing, renewing, consulting on or servicing your insurance coverages, Gallagher companies may participate in contingent and supplemental commission arrangements with intermediaries and insurance companies that provide for additional compensation if certain underwriting, profitability, volume or retention goals are achieved. Such goals are typically based on the total amount of certain insurance coverages placed by Gallagher with the insurance company, not on an individual policy basis. As a result, Gallagher may be considered to have an incentive to place your insurance coverages with a particular insurance company. If you do not wish to have your commercial insurance placement included in consideration for additional compensation, contact your producer or service team for an Opt-Out form.
3. Gallagher Companies may receive investment income on fiduciary funds temporarily held by them, or from obtaining or generating premium finance quotes, unless prohibited by law.
4. Gallagher Companies may also access or have an ownership interest in other facilities, including wholesalers, reinsurance intermediaries, captive managers, underwriting managers and others that act as intermediaries for both Gallagher and other brokers in the insurance marketplace some of which may earn and retain customary brokerage commission and fees for their work.

If you have specific questions about any compensation received by Gallagher and its affiliates in relation to your insurance placements, please contact your Gallagher representative for more details.

In the event you wish to register a formal complaint regarding compensation Gallagher receives from insurers or third-parties, please contact Gallagher via e-mail at Compensation_Complaints@ajg.com or by regular mail at:

Chief Compliance Officer
Gallagher Global Brokerage
Arthur J. Gallagher & Co.
2850 West Golf Rd.
Rolling Meadows, IL 60008

TRIA/TRIPRA DISCLAIMER

If this proposal contains options to purchase TRIA/TRIPRA coverage, the proposed TRIA/TRIPRA program may not cover all terrorism losses. While the amendments to TRIA eliminated the distinction between foreign and domestic acts of terrorism, a number of lines of coverage excluded under the amendments passed in 2005 remain excluded including commercial automobile, burglary and theft insurance; surety insurance, farm owners multiple perils and professional liability (although directors and officers liability is specifically included). If such excluded coverages are required, we recommend that you consider purchasing a separate terrorism policy. Please note that a separate terrorism policy for these excluded coverages may be necessary to satisfy loan covenants or other contractual obligations. TRIPRA includes a \$100 billion cap on insurers' aggregate liability.

TRIPRA is set to expire on December 31, 2027. There is no certainty of extension, thus the coverage provided by your insurers may or may not extend beyond December 31, 2027. In the event you have loan covenants or other contractual obligations requiring that TRIA/TRIPRA be maintained throughout the duration of your policy period, we recommend that a separate "Stand Alone" terrorism policy be purchased to satisfy those obligations.

TEXAS HOUSE BILL 89 COMPLIANCE

As required by Chapter 2270, Government Code, Gallagher hereby verifies that it does not boycott Israel and will not boycott Israel through the term of the policies included in this proposal. For purposes of this verification, "boycott Israel" means refusing to deal with, terminating business activities with, or otherwise taking any action that is intended to penalize, inflict economic harm on, or limit commercial relations specifically with Israel, or with a person or entity doing business in Israel or in an Israeli-controlled territory, but does not include an action made for ordinary business purposes.

FOREIGN TERRORIST ORGANIZATIONS

Pursuant to Chapter 2252, Texas Government Code, Gallagher represents and certifies that, at the time of execution of this proposal neither Gallagher, nor any wholly owned subsidiary, majority-owned subsidiary, parent company or affiliate of the same (i) engages in business with Iran, Sudan, or any foreign terrorist organization as described in Chapters 806 or 807 of the Texas Government Code, or Subchapter F of Chapter 2252 of the Texas Government Code, or (ii) is a company listed by the Texas Comptroller of Public Accounts under Sections 806.051, 807.051, or 2252.153 of the Texas Government Code. The term "foreign terrorist organization" in this paragraph has the meaning assigned to such term in Section 2252.151 of the Texas Government Code.

VERIFICATION DESIGNATED COUNTRY VERIFICATION

Pursuant to Chapter 2274 (as added by Senate Bill 2116, 87th Legislature Regular Session), Texas Government Code, Gallagher verifies that a) neither Gallagher, nor any wholly owned subsidiary, majority-owned subsidiary, parent company or affiliate of Gallagher, nor any of its sub-contractors (i) is owned or controlled by (a) individuals who are citizens of China, Iran, North Korea, Russia or any designated country; or (b) a company or other entity, including a governmental entity, that is owned or controlled by citizens of or is directly controlled by the government of China, Iran, North Korea, Russia, of any designated country; and (ii) is headquartered in China, Iran, North Korea, Russia or a designated country. The term "designated country" means a country designated by the Governor as a threat to critical infrastructure under Section 113.003 of the Texas Business & Commerce Code.

NO DISCRIMINATION OF FIREARM ENTITY OR FIREARM TRADE ASSOCIATION VERIFICATION

Pursuant to Chapter 2274 (as added by Senate Bill 19, 87th Legislature Regular Session), Texas Government Code, Gallagher verifies that it does not have a practice, policy, guidance, or directive that discriminates against a firearm entity or firearm trade association and will not discriminate during the term of this Agreement against a firearm entity or firearm trade association. "Discriminate against a firearm entity or firearm trade association" has the meaning assigned by Section 2274.001(3), Government Code. For purposes of this paragraph, "Company" means a for-profit organization, association, corporation, partnership, joint venture, limited partnership, limited liability partnership, or limited liability company, including a wholly owned subsidiary, majority-owned subsidiary, parent company, or affiliate of those entities or business associations, that exists to make a profit. The term does not include a sole proprietorship.

POOL FUNDING DISCLAIMER

Gallagher does not provide actuarial services or actuarial estimates of losses. If the excess insurer or reinsurer that provides excess coverage calculates a loss fund for the pool, it is our recommendation that the pool fully fund that amount. Further, it is our recommendation that the pool contract with an appropriately certified actuary to provide recommendations for overall pool funding, surplus and reserve funds.

Proposal Terms and Conditions

Terms and Conditions

It is important that we clearly outline the nature of our mutual relationship. The following terms and conditions (these “Terms”) govern your relationship with Gallagher unless you have separately entered into a written services agreement with Gallagher relative to the policies and services outlined in this Proposal, in which case that services agreement will govern and control with respect to any conflicts with these Terms. These Terms will become effective upon your execution of the Client Authorization to Bind Coverage (the “**CAB**”) included in this Proposal and shall survive for the duration of your relationship with Gallagher relative to the policies placed pursuant to the CAB or otherwise at your request.

Services

Gallagher will represent and assist you in all discussions and transactions with insurance companies relating to the lines of insurance coverage set forth in the CAB and any other lines of insurance coverage with which you request Gallagher’s assistance. Gallagher will consult with you regarding any matters involving these or other coverages for which you have engaged Gallagher. You have the sole discretion for approving any insurance policies placed, as well as all other material decisions involving your risk management, risk transfer and/or loss prevention needs.

Although you are responsible for notifying applicable insurance companies directly in connection with any claims, demands, suits, notices of potential claims or any other matters as required by the terms and conditions of your policies, Gallagher will assist you in determining applicable claim reporting requirements.

Treatment of Information

Gallagher understands the need to protect the confidentiality and security of your confidential and sensitive information and strives to comply with applicable data privacy and security laws. Your confidential and sensitive information will be protected by Gallagher and only used to perform services for you; provided that Gallagher may disclose and transfer your information to our affiliates, agents or vendors that have a need to know such information in connection with the provision of such services (including insurance markets, as necessary, for marketing, quoting, placing and/or servicing insurance coverages). We may also disclose such information as required by applicable data protection laws or the order of any court or tribunal, subject to our providing you with prior notice as permitted by law.

We will (i) implement appropriate administrative, physical and technical safeguards to protect personal information; (ii) timely report security incidents involving personal information to affected parties and/or regulatory bodies; (iii) create and maintain required policies and procedures; and (iv) comply with data subjects’ rights, as applicable. To the extent applicable under associated data protection laws, you are a “business” or “controller” and Gallagher is a “service provider” or “data processor.” You will ensure that any information provided to Gallagher has been provided with any required notices and that you have obtained all required consents, if any and where required, or are otherwise authorized to transfer all information to Gallagher and enable Gallagher to process the information for the purposes described in this Proposal and as set forth in Gallagher’s Privacy Policy located at <https://www.aig.com/privacy-policy>. Gallagher may update its Privacy Policy from time to time and any updates will be posted to such site.

Dispute Resolution

Gallagher does not expect that it will ever have a formal dispute with any of its clients. However, in the event that one should arise, we should each strive to achieve a fair, expedient and efficient resolution and we’d like to clearly outline the resolution process.

A. If the parties have a dispute regarding Gallagher’s services or the relationship governed by this Proposal (“**Dispute**”), each party agrees to resolve that Dispute by mediation. If mediation fails to resolve the Dispute, you and Gallagher agree to binding arbitration. Each party waives all rights to commence litigation in court to resolve a Dispute, and specifically waives all rights to pursue relief by class action or mass action in court or through arbitration. However, the parties do not waive the ability to seek a court order of injunction in aid of the mediation and arbitration required by these Terms.

B. The party asserting a Dispute must provide a written notice (“**Notice**”) of the claim to the other party and to the American Arbitration Association (“**AAA**”) in accordance with its Commercial Arbitration Rules and Mediation Procedures. All Dispute resolutions will take place in Chicago, IL, unless you and Gallagher agree to another location. The parties will equally divide all costs of the mediation and arbitration proceedings and will each pay their own attorneys’ fees. All matters will be before a neutral, impartial and disinterested mediator or arbitrator(s) that have at least 20 years’ experience in commercial and insurance coverage disputes.

C. Mediation will occur within sixty (60) days of filing the Notice with the AAA. Mediation results will be reduced to a memorandum of understanding signed by you, Gallagher and the mediator. A Dispute that is not resolved in mediation will commence to binding arbitration. For Disputes in excess of \$500,000, either party may elect to have the Dispute heard by a panel of three (3) arbitrators. The award of the arbitrator(s) must be accompanied by a reasoned opinion prepared and signed by the arbitrator(s). Except as may be required by law, neither you, Gallagher, nor a mediator or arbitrator may disclose the existence, content or results of any Dispute or its dispute resolution proceeding without the prior written consent of both you and Gallagher.

Electronic Delivery

In lieu of receiving documents in paper format, you agree, to the fullest extent permitted by law, to accept electronic delivery of any documents that Gallagher may be required to deliver to you (including, but not limited to, insurance policies and endorsements, account statements and all other agreements, forms and communications) in connection with services provided by Gallagher. Electronic delivery of a document to you may be made via electronic mail or by other electronic means, including posting documents to a secure website.

Miscellaneous Terms

Gallagher is engaged to perform services as an independent contractor and not as your employee or agent, and Gallagher will not be operating in a fiduciary capacity.

Where applicable, insurance coverage placements and other services may require the payment of federal excise taxes, surplus lines taxes, stamping or other fees to the Internal Revenue Service, various State(s) departments of revenue, state regulators, boards or associations. In such cases, you will be responsible for the payment of the taxes and/or fees, which Gallagher will separately identify on related invoices.

The Proposal and these Terms are governed by the laws of the State of Illinois, without regard to its conflict of law rules.

If an arbitrator/court of competent jurisdiction determines that any provision of these Terms is void or unenforceable, that provision will be severed, and the arbitrator/court will replace it with a valid and enforceable provision that most closely approximates the original intent, and the remainder of these Terms will remain in effect.

Except to the extent in conflict with a services agreement that you may enter into with Gallagher, these Terms and the remainder of the Proposal constitute the entire agreement between you and Gallagher with respect to the subject matter of the Proposal, and supersede all prior negotiations, agreements and understandings as to such matters.

Claims Reporting By Policy

Immediately report all claims. Each insurer requires notice of certain types of claims depending on the potential exposure or particular injury types. It is important to thoroughly review your policy to ensure you are reporting particular incidents and claims, based upon the insurer's policy requirements.

If you are using a third party administrator ("TPA"), your TPA may or may not report claims to an insurer on your behalf. Although we will assist you where requested, it is important that you understand whether your TPA will be completing this notification.

Reporting Direct to Carrier [Only When Applicable]

COVERAGE(S):	IMMEDIATELY REPORT CLAIMS DIRECTLY TO:	
Cyber liability/breach response claims	<p>Notice of Claim joan.dambrosio@clydeco.us Clyde & Co. US LLP 101 Second Street, 24th Floor San Francisco CA 94105</p> <p>24 Hour Security Breach Hotline 866.288.1705 Baker & Hostetler LLP 45 Rockefeller Plaza New York, NY 10111-0100</p>	
All claims may be reported via email to any of the following:	<p>Michelle Herrera Client Service Manager michelle_herrera@ajg.com 713.275.1506</p> <p>Jessica Salias Client Services Manager jessica_salias@ajg.com 713.358.5928</p>	<p>Julie Collette Client Service Manager julie_collette@ajg.com 713.243.2182</p> <p>Lauren Peyton Client Service Manager lauren_peyton@ajg.com 713.243.2170</p>

Reporting to Gallagher or Assistance in Reporting

COVERAGE(S):	IMMEDIATELY REPORT CLAIMS DIRECTLY TO:	
Gallagher Claim Center	<p>Phone: 855-497-0578 Fax: 225-663-3224 Email: ggb.nrclaimscenter@ajg.com</p>	

Appendix

We help you face your future with confidence.



Gallagher's holistic approach keeps your total cost of risk—and your best interest—in focus. With expertise where you most need it, Gallagher delivers the solutions that let businesses grow. Communities thrive. And people prosper.

GLOBAL REACH. LOCAL PRESENCE.

Founded in
1927

\$5B
Total Adjusted Brokerage & Risk Management Revenues (2018)

30,000+
Employees worldwide

850+
Offices in 35 countries

150+
Countries served

HIGHLY SPECIALIZED. DEEP EXPERTISE.

- | | | |
|-----------------------------|----------------------------|-------------------------------|
| Alternative Risk & Captives | Environmental | Private Client Services |
| Aviation | Enterprise Risk Management | Property |
| Casualty | Equity Advisors | Risk Management |
| Commercial Surety & Bonds | Fine Arts | Trade Credit & Political Risk |
| Cyber Liability | Law Firms | Insurance |
| Entertainment | Management Liability | |

OUR APPROACH TO RISK.



CORE360™ is our unique, comprehensive approach of evaluating our client's risk management program that leverages analytical tools and diverse resources for customized, maximum impact on six cost drivers of their total cost of risk.

22+ INDUSTRY PRACTICES

- | | | | | | |
|------------------------|---------------------|----------------|------------------|---------------------------|----------------|
| Asia Pacific | Automotive | Construction | Energy | Entertainment | Equity and M&A |
| Financial Institutions | Food & Agribusiness | Healthcare | Higher Education | Law Firms | Life Sciences |
| Marine | Nonprofit | Private Client | Public Sector | Real Estate & Hospitality | Religious |
| Restaurant | Senior Living | Technology | Transportation | | |

LEADERS WHERE IT COUNTS

Gallagher Named One of the World's Most Ethical Companies* for 2019

The only insurance broker to have received this honor, Gallagher has been named as one of the World's Most Ethical Companies by the Ethisphere® Institute, a global leader in defining and advancing the standards of ethical business practices, eight years in a row.

Gallagher has been designated as one of the "World's Best Employers" by Forbes Magazine for 2018.

This is a great honor that is given to just 500 companies around the world each year. Designation recipients are determined by an independent collection and analysis of anonymous employee reviews collected by Statista, a leading statistical agency. Gallagher was the only Insurance Brokerage to be honored with this designation for 2018.



SHARED VALUES + PASSION FOR EXCELLENCE = PROMISES DELIVERED

The Gallagher Way

25 tenets that have guided a team-oriented culture for 30+ years

Social Responsibility

Companywide focus on ethical conduct, employee health and welfare, environmental integrity and community service

Insurance brokerage and services to be provided by Arthur J. Gallagher Risk Management Services, Inc. and/or its affiliate Arthur J. Gallagher & Co. Insurance Brokers of California, Inc. (License No. 0D69293 and/or 0726293). "World's Most Ethical Companies" and "Ethisphere" names and marks are registered trademarks of Ethisphere LLC. Arthur J. Gallagher & Co. named one of the World's Most Ethical Companies* for 2018. Ethisphere Institute, March 2018. © 2019 Arthur J. Gallagher & Co. | ajg.com 31815A_V



Gallagher

eRiskHub®



To access the Gallagher | eRiskHub® now:

1. Navigate to <https://eriskhub.com/gallagher>
2. Complete the new user registration at the bottom of the page. Choose your own user ID and password. The access code is 447597.
3. After registering, you can access the hub immediately using your newly created credentials in the member login box located at the top right of the page.

The Gallagher Way. Since 1927.

The information contained herein is offered as insurance industry guidance and provided as an overview of current market risks and available coverages and is intended for discussion purposes only. This publication is not intended to offer legal advice or client-specific risk management advice. Any description of insurance coverages is not meant to interpret specific coverages that your company may already have in place or that may be generally available. General insurance descriptions contained herein do not include complete insurance policy definitions, terms, and/or conditions, and should not be relied on for coverage interpretation. Actual insurance policies must always be consulted for full coverage details and analysis.

Insurance brokerage and related services to be provided by Arthur J. Gallagher Risk Management Services, Inc. (License No. 0D69293) and/or its affiliate Arthur J. Gallagher & Co. Insurance Brokers of California, Inc. (License No. 0726293).

Cyber Liability

© 2019 Arthur J. Gallagher & Co. | GGB34479A

eRiskHub® Overview and Login Information

The evolution of the cyber risk landscape has brought with it broad, sweeping regulations to address cybersecurity exposures. This digital transformation also presents new risks, including financial losses, for every industry. Gallagher's Cyber Practice delivers expertise alongside cyber risk management and insurance placement services, as well as a better way to construct risk management solutions. CORE360™ — our comprehensive approach of evaluating our client's risk management program — leverages our analytical tools and diverse resources for customized, maximum impact on six cost drivers of their total cost of risk. First, we consult with you to understand all of your actual and potential costs, then find the best options to reallocate these costs based on strategic actionable insights empowering you to know, control and minimize your total costs increasing profitability.

Additionally, our data-driven CORE360™ approach allows us to implement programs for your business that will increase safety, minimize losses, mitigate claims and proactively analyze your cyber risk posture.

Key Features of the Gallagher | eRiskHub®

- Gallagher Cyber Risk Due Diligence — A six-step process designed to walk clients through a simple, thought-provoking framework to encourage organizational communication, establish clear direction and highlight priorities to better understand your cyber risk profile.
- Risk Manager Tools — A collection of tools with many different purposes such as researching known breach events, calculating your potential cost of a breach event and downloading free sample policies your organization can use as templates.
- News Center — Keeps you up to date on what is going on in the world of cyber risk through handpicked articles, feeds and blogs.
- Learning Center — An extensive collection of white papers, articles, webinars, videos and blog posts on a variety of topics. (Looking for something specific? Try the search box at the top right of the page to search the entire Gallagher | eRiskHub®).
- Security & Privacy Training — An overview of best practices for creating an effective security training program for employees.
- Strategic Third-Party Relationships and Partner Resources — Information on third-party vendors that can assist your organization with improving your overall cyber risk.

As cyber risk evolves, so does our commitment to thought leadership. Our global cyber teams focus exclusively on cyber risk, and uniquely position Gallagher to share our knowledge, expertise and experience for the benefit of our clients.

If you have any questions about the Gallagher | eRiskHub®, please reach out to your broker.

RESOLUTION AUTHORIZING INDEMNIFICATION OF DIRECTORS

THE STATE OF TEXAS §
COUNTY OF HARRIS §
HARRIS COUNTY MUNICIPAL UTILITY DISTRICT NO. 109 §

WHEREAS, Harris County Municipal Utility District No. 109 (the “District”) is a political subdivision of the State of Texas operating under Chapters 49 and 54 of the Texas Water Code; and

WHEREAS, the Board of Directors of the District (the “Board”) has determined it is in the best interest of the District to indemnify its directors and former directors to the fullest extent allowed by law against all third-party claims and demands asserted against a director or former director by reason of his service on the Board;

NOW, THEREFORE, BE IT RESOLVED:

1. The District hereby indemnifies its directors and former directors to the fullest extent allowed by law against all third-party claims and demands asserted against a director or former director by reason of his service on the Board.

2. Such indemnification shall be paid from current available revenues and shall be paid only to the extent insurance proceeds are not available to cover the claim or loss.

3. The President and the Secretary of the Board are authorized to evidence adoption of this Resolution on behalf of the Board and to do all other things necessary or proper to carry out the intent hereof.

Dated: April 19, 2022.

* * *

HARRIS COUNTY MUNICIPAL UTILITY DISTRICT NO. 109

By: _____
President

Attest: _____
Secretary



ENGINEERING REPORT

April 18, 2022

To: Harris County MUD No. 109 Board of Directors

From: Bill Kotlan, P.E.
District Engineer

7. Review Engineer's Report, including approval of pay estimates, authorization of change orders to pending construction contracts, and authorization of capacity commitments:

a. Utility Relocations related to FM 1960 Widening: Update

Angel Brothers is currently relocating taps to the new water line. No action required.

b. Water Plant No. 2 Expansion

Pay Estimate No. 10 in the amount of \$65,790.00 is recommended for approval. The work includes work on restroom facility and yard piping. Project is 44% complete by payment.

Action Items (Water Plant No 2 Expansion):

1. Approve Pay Estimate No. 10 to Schier Construction Company, Inc. for \$65,790.00

c. Barents Drive Lift Station

The plat for the lift station has been conditionally approved. We will resubmit the plans for approval next week.

d. Lee Water Line Extension

Construction is substantially complete. Change Order No. 1 for \$8,325 is presented for your approval. The change order was necessary due to site condition that differed from record drawings. We have not received a pay estimate for this work.

Exhibit G

Serving. Leading. Solving.™

Action Item (Lee Water Line Extension):

Approve Change Order No. 1 for \$8,325 for Underground Construction Solutions, LLC.

e. Wastewater Treatment Plant

Nothing to report this month.

Wastewater Treatment Plant Permit Renewal

Permit renewal is in process and is expected to be submitted in June 2022. No Action.

f. Developer's Report: Nothing to report.

g. Capacity Commitments (Annexation 12):

- i. Shawn Gilbert service request:** Spoke with Shawn Gilbert this month. He is anxious to have water and sewer service. I told him that he was approved to have an irrigation service tap in accordance with the agreement as long as he supplies a backflow preventer and does not connect the tap to a building without sewer service.



April 4, 2022

Municipal Accounts & Consulting, LP
1281 Brittmoore Road
Houston, Texas 77043

Attention: Ashleigh Bass

Re: **Pay Estimate No. 10**
Harris County MUD No. 109
Water Plant No. 2 Expansion
BGE Job No. 7440-00

Dear Ms. Bass:

Enclosed herewith is Pay Estimate No. 10 from Schier Construction Company, Inc. for work performed on the referenced project for the period indicated. I have reviewed the quantities completed and submitted for payment, and recommend that this estimate be processed for payment. The enclosed estimate is for your further handling and processing.

Should you have any questions regarding this pay estimate, please contact me at 281-558-8700.

Sincerely,

A handwritten signature in blue ink, appearing to read 'Gary L. Goessler'.

Gary L. Goessler, PE
Project Manager, Construction Management

TBPE Registration No. F-1046

cc: Jan McArthur – Schier Construction Company, Inc.
Dimitri Millas – Norton Rose Fulbright US LLP
Brenda Presser – Norton Rose Fulbright US LLP
Bill Kotlan, PE – BGE
Kate Hallaway, PE – BGE
www.municipalaccounts.com

Water Plant No. 2 Expansion

Owner: Harris County MUD No. 109
C/o Municipal Accounts & Consulting, LP
1281 Brittmoore Rd.
Houston, Texas 77043

Attention: Cory Burton

Contractor: Schier Construction Company, Inc.
14250 Schroeder Road
Houston, Texas 77070

Attention: Jan McArthur

Pay Estimate No. 10

Original Contract Amount: \$ 1,757,150.00

Change Orders: \$ 194,324.19

Current Contract Amount: \$ 1,951,474.19

Completed to Date: \$ 851,226.19

Retainage 10% \$ 85,122.62

Balance: \$ 766,103.57

Less Previous Payments: \$ 700,313.57

Current Payment Due: \$ 65,790.00

BGE Job No. 7440-00

Estimate Period: 03/01/22 - 03/31/22

Contract Date: April 26, 2021

Notice to Proceed: June 14, 2021

Contract Time: 270 Calendar Days

Time Charged: 291 Calendar Days

Approved Extensions: 35 Calendar Days

Requested Time Extensions: 35 Calendar Days

Time Remaining: 14 Calendar Days

Recommended for Approval:



4/4/22

Gary L. Goessler, PE
Project Manager, Construction Management
BGE
TBPE Registration No. F-1046

Harris County MUD No. 109
 Water Plant No. 2 Expansion
 BGE Job No. 7440-00
 Pay Estimate No. 10

Item	Description	Contract Quantity	Unit	Unit Price	Amount	Completed This Period	Amount This Period	Previous Period	Previous Amount	Total Completed	Total
<u>UNIT A: BASE BID ITEMS</u>											
1.	Mobilization; Demobilization (complete project)										
	MOB	1.00	LS	\$ 6,000.00	\$ 6,000.00	0.00	\$ -	1.00	\$ 6,000.00	1.00	\$ 6,000.00
	Demob	1.00	LS	\$ 3,000.00	\$ 3,000.00	0.00	\$ -	0.00	\$ -	0.00	\$ -
2.	Bonds; Insurance; Permits (complete project)										
	Bonds & Insurance	1.00	LS	\$ 24,800.00	\$ 24,800.00	0.00	\$ -	1.00	\$ 24,800.00	1.00	\$ 24,800.00
	Permits	1.00	LS	\$ 2,000.00	\$ 2,000.00	0.00	\$ -	1.00	\$ 2,000.00	1.00	\$ 2,000.00
3.	Furnish and Install new 420,000 gallon Bolted Steel Ground Storage Tank factory coated with Thermoset Powder Epoxy including foundation with all required appurtenances; including Cathodic Protection. Complete in Foundation	1.00	LS	\$ 62,400.00	\$ 62,400.00	0.00	\$ -	1.00	\$ 62,400.00	1.00	\$ 62,400.00
	Tank Pad	1.00	LS	\$ 3,200.00	\$ 3,200.00	0.00	\$ -	1.00	\$ 3,200.00	1.00	\$ 3,200.00
	TANK										
	a. Material	1.00	LS	\$ 167,800.00	\$ 167,800.00	0.00	\$ -	1.00	\$ 167,800.00	1.00	\$ 167,800.00
	b. Erection	1.00	LS	\$ 60,200.00	\$ 60,200.00	0.00	\$ -	1.00	\$ 60,200.00	1.00	\$ 60,200.00
	Cathodic Protection	1.00	LS	\$ 21,800.00	\$ 21,800.00	0.00	\$ -	0.00	\$ -	0.00	\$ -
	Paint	1.00	LS	\$ 6,300.00	\$ 6,300.00	0.00	\$ -	1.00	\$ 6,300.00	1.00	\$ 6,300.00
	Splash Pad	1.00	LS	\$ 4,000.00	\$ 4,000.00	0.00	\$ -	0.00	\$ -	0.00	\$ -
	Sterilization	1.00	LS	\$ 1,500.00	\$ 1,500.00	0.00	\$ -	0.00	\$ -	0.00	\$ -
	O&M's	1.00	LS	\$ 500.00	\$ 500.00	0.00	\$ -	0.00	\$ -	0.00	\$ -
4.	Booster Pump Station including foundation, pumps and motors, controls, piping, valves, supports, and appurtenances; Complete in Place.										
	Foundation	1.00	LS	\$ 30,800.00	\$ 30,800.00	0.00	\$ -	1.00	\$ 30,800.00	1.00	\$ 30,800.00
	PUMPS										
	a. Material	1.00	LS	\$ 68,600.00	\$ 68,600.00	0.00	\$ -	1.00	\$ 68,600.00	1.00	\$ 68,600.00
	b. Installation	1.00	LS	\$ 6,000.00	\$ 6,000.00	0.00	\$ -	0.00	\$ -	0.00	\$ -
	PIPING										
	a. Material	1.00	LS	\$ 83,400.00	\$ 83,400.00	0.00	\$ -	0.65	\$ 54,100.00	0.65	\$ 54,100.00
	b. Installation	1.00	LS	\$ 12,000.00	\$ 12,000.00	0.00	\$ -	0.00	\$ -	0.00	\$ -

Harris County MUD No. 109
 Water Plant No. 2 Expansion
 BGE Job No. 7440-00
 Pay Estimate No. 10

Item	Description	Contract Quantity	Unit	Unit Price	Amount	Completed This Period	Amount This Period	Previous Period	Previous Amount	Total Completed	Total
	Pipe Supports	1.00	LS	\$ 5,000.00	\$ 5,000.00	0.00	\$ -	0.00	\$ -	0.00	\$ -
	Paint	1.00	LS	\$ 12,000.00	\$ 12,000.00	0.00	\$ -	0.00	\$ -	0.00	\$ -
	O&M's	1.00	LS	\$ 500.00	\$ 500.00	0.00	\$ -	0.00	\$ -	0.00	\$ -
5.	Operations Building including foundation, painting, and all appurtances; Complete in Place.										
	Foundation	1.00	LS	\$ 27,500.00	\$ 27,500.00	0.00	\$ -	1.00	\$ 27,500.00	1.00	\$ 27,500.00
	Walls -CMU	1.00	LS	\$ 14,200.00	\$ 14,200.00	0.00	\$ -	1.00	\$ 14,200.00	1.00	\$ 14,200.00
	Roof	1.00	LS	\$ 33,400.00	\$ 33,400.00	0.00	\$ -	1.00	\$ 33,400.00	1.00	\$ 33,400.00
	Doors	1.00	LS	\$ 7,500.00	\$ 7,500.00	0.00	\$ -	0.80	\$ 6,000.00	0.80	\$ 6,000.00
	HVAC	1.00	LS	\$ 3,000.00	\$ 3,000.00	0.00	\$ -	0.73	\$ 2,200.00	0.73	\$ 2,200.00
	Paint	1.00	LS	\$ 9,600.00	\$ 9,600.00	0.00	\$ -	1.00	\$ 9,600.00	1.00	\$ 9,600.00
	Misc - Lab Table, Burglar Bars	1.00	LS	\$ 3,200.00	\$ 3,200.00	0.00	\$ -	0.00	\$ -	0.00	\$ -
	O&M's	1.00	LS	\$ 500.00	\$ 500.00	0.00	\$ -	0.00	\$ -	0.00	\$ -
6.	On-site Yard Piping and Appurtenances. Complete in Place.										
	PIPING										
	a. Material	1.00	LS	\$ 61,800.00	\$ 61,800.00	0.00	\$ -	0.65	\$ 40,100.00	0.65	\$ 40,100.00
	b. Installation	1.00	LS	\$ 27,900.00	\$ 27,900.00	0.60	\$ 16,700.00	0.00	\$ -	0.60	\$ 16,700.00
	Paint	1.00	LS	\$ 5,600.00	\$ 5,600.00	0.00	\$ -	0.00	\$ -	0.00	\$ -
	Sterilization	1.00	LS	\$ 1,000.00	\$ 1,000.00	0.00	\$ -	0.00	\$ -	0.00	\$ -
	O&M's	1.00	LS	\$ 500.00	\$ 500.00	0.00	\$ -	0.00	\$ -	0.00	\$ -
7.	Demolition of existing electrical equipment, including MCC, generator, etc.										
	Paving	1.00	LS	\$ 6,000.00	\$ 6,000.00	1.00	\$ 6,000.00	0.00	\$ -	1.00	\$ 6,000.00
	Electrical	1.00	LS	\$ 4,700.00	\$ 4,700.00	0.00	\$ -	0.00	\$ -	0.00	\$ -

Harris County MUD No. 109
 Water Plant No. 2 Expansion
 BGE Job No. 7440-00
 Pay Estimate No. 10

Item	Description	Contract Quantity	Unit	Unit Price	Amount	Completed This Period	Amount This Period	Previous Period	Previous Amount	Total Completed	Total
8.	Furnish and Install Electrical system, including but not limited to install all work shown as plans, MCC, automatic transfer switch, lighting and receptacles, service disconnect, instrumentation, modification to EST equipment, duct banks, grounding, and all required appurtenances; Complete in Place.										
	MCC Pad	1.00	LS	\$ 2,500.00	\$ 2,500.00	0.00	\$ -	1.00	\$ 2,500.00	1.00	\$ 2,500.00
	Electrical	1.00	LS	\$ 454,000.00	\$ 454,000.00	0.01	\$ 2,400.00	0.06	\$ 27,240.00	0.07	\$ 29,640.00
	O&M's	1.00	LS	\$ 500.00	\$ 500.00	0.00	\$ -	0.00	\$ -	0.00	\$ -
9.	Installation of Weatherhead service equipment, reconnection of electrical service; Complete in Place.	1.00		\$ 6,000.00	\$ 6,000.00	0.00	\$ -	0.00	\$ -	0.00	\$ -
10.	Site work, including site preparation, grading, drainage, swales, concrete paving, chain link fence, and site restoration; Complete in Place.										
	Site Preparation	1.00	LS	\$ 7,000.00	\$ 7,000.00	0.00	\$ -	1.00	\$ 7,000.00	1.00	\$ 7,000.00
	Concrete Paving	1.00	LS	\$ 30,400.00	\$ 30,400.00	0.00	\$ -	0.00	\$ -	0.00	\$ -
	Sidewalks	1.00	LS	\$ 8,800.00	\$ 8,800.00	0.00	\$ -	0.00	\$ -	0.00	\$ -
	Bollards	1.00	LS	\$ 3,200.00	\$ 3,200.00	0.00	\$ -	0.00	\$ -	0.00	\$ -
	Fence	1.00	LS	\$ 3,000.00	\$ 3,000.00	0.00	\$ -	1.00	\$ 3,000.00	1.00	\$ 3,000.00
	Final Grading	1.00	LS	\$ 8,000.00	\$ 8,000.00	0.00	\$ -	0.00	\$ -	0.00	\$ -
	Hydromulch	1.00	LS	\$ 2,600.00	\$ 2,600.00	0.00	\$ -	0.00	\$ -	0.00	\$ -
11.	Trench Safety System, including Trench Safety Plan, Complete In Place	1.00	LS	\$ 300.00	\$ 300.00	0.00	\$ -	0.00	\$ -	0.00	\$ -
	Unit A: Base Bid Items - Subtotal				\$ 1,314,500.00		\$ 25,100.00		\$ 658,940.00		\$ 684,040.00

Harris County MUD No. 109
 Water Plant No. 2 Expansion
 BGE Job No. 7440-00
 Pay Estimate No. 10

Item	Description	Contract Quantity	Unit	Unit Price	Amount	Completed This Period	Amount This Period	Previous Period	Previous Amount	Total Completed	Total
<u>UNIT B: SUPPLEMENTAL BID ITEMS</u>											
1.	"Extra" as directed, 550 KW Natural Gas Emergency Generator including sound attenuating enclosure, load bank, and foundations: Complete in Place. Demo Existing Generator	1.00	LS	\$ 3,000.00	\$ 3,000.00	1.00	\$ 3,000.00	0.00	\$ -	1.00	\$ 3,000.00
	Foundation & Load Bank	1.00	LS	\$ 21,100.00	\$ 21,100.00	0.00	\$ -	0.00	\$ -	0.00	\$ -
	Sidewalk	1.00	LS	\$ 7,200.00	\$ 7,200.00	0.00	\$ -	0.00	\$ -	0.00	\$ -
	Bollards	1.00	LS	\$ 5,800.00	\$ 5,800.00	0.00	\$ -	0.00	\$ -	0.00	\$ -
	New Gas Generator	1.00	LS	\$ 373,800.00	\$ 373,800.00	0.00	\$ -	0.04	\$ 13,800.00	0.04	\$ 13,800.00
	Natural Gas Line	1.00	LS	\$ 5,000.00	\$ 5,000.00	0.00	\$ -	0.00	\$ -	0.00	\$ -
	Electrical	1.00	LS	\$ 8,200.00	\$ 8,200.00	0.00	\$ -	0.00	\$ -	0.00	\$ -
	O&M's	1.00	LS	\$ 500.00	\$ 500.00	0.00	\$ -	0.00	\$ -	0.00	\$ -
2.	"Extra" as directed, extend concrete drive for Generator access per plans, Complete in Place.	1.00	LS	\$ 7,000.00	\$ 7,000.00	0.00	\$ -	0.00	\$ -	0.00	\$ -
3.	"Extra" as directed, Excavation and Backfill for Structure. Complete in Place. (\$5.00 CY Per minimum)	50.00	CY	\$ 5.00	\$ 250.00	0.00	\$ -	0.00	\$ -	0.00	\$ -
4.	"Extra" as directed, Excavation, Trenching, and Backfill for Utilities. Complete in Place.	50.00	CY	\$ 5.00	\$ 250.00	0.00	\$ -	0.00	\$ -	0.00	\$ -
5.	"Extra" as directed, Reinforcing Steel. Complete in Place. (\$1,000 per TON minimum)	1.00	TON	\$ 1,000.00	\$ 1,000.00	0.00	\$ -	0.00	\$ -	0.00	\$ -
6.	"Extra" as directed, Cast in Place Concrete. Complete in Place. (\$200 per CY minimum)	10.00	CY	\$ 200.00	\$ 2,000.00	0.00	\$ -	0.00	\$ -	0.00	\$ -

Harris County MUD No. 109
 Water Plant No. 2 Expansion
 BGE Job No. 7440-00
 Pay Estimate No. 10

Item	Description	Contract Quantity	Unit	Unit Price	Amount	Completed This Period	Amount This Period	Previous Period	Previous Amount	Total Completed	Total
7.	"Extra" as directed, Ductile Iron Fittings, Complete in Place. (\$1,500 per TON minimum)	2.00	TON	\$ 1,500.00	\$ 3,000.00	0.00	\$ -	0.00	\$ -	0.00	\$ -
8.	"Extra" as directed, 8-inch C905-DR18 PVC Pipe (all depths). Complete in Place. (\$25.00 per LF minimum)	40.00	LF	\$ 25.00	\$ 1,000.00	0.00	\$ -	0.00	\$ -	0.00	\$ -
9.	"Extra" as directed, 16-inch C905-DR18 PVC Pipe (all depths). Complete in Place. (\$30.00 per LF minimum)	40.00	LF	\$ 30.00	\$ 1,200.00	0.00	\$ -	0.00	\$ -	0.00	\$ -
10.	"Extra" as directed, 18-inch C905-DR18 PVC Pipe (all depths). Complete in Place. (\$35.00 per LF minimum)	10.00	LF	\$ 35.00	\$ 350.00	0.00	\$ -	0.00	\$ -	0.00	\$ -
11.	"Extra" as directed, Site Improvements. Complete in Place. (\$2,000 minimum)	1.00	LS	\$ 2,000.00	\$ 2,000.00	0.00	\$ -	0.00	\$ -	0.00	\$ -
Unit B: Supplemental Bid Items - Subtotal					\$ 442,650.00		\$ 3,000.00		\$ 13,800.00		\$ 16,800.00
Total Contract Amount:					\$ 1,757,150.00						
<hr/>											
Change Order No. 1											
<u>ADD:</u>											
	Addition of a restroom in the operations building, 3" water supply line, grinder station and 2" sanitary force main	1.00	LS	\$ 175,000.00	\$ 175,000.00	0.26	\$ 45,000.00	0.46	\$ 80,000.00	0.71	\$ 125,000.00
	Removal of Cathodic System from Scope	1.00	LS	\$ 3,000.00	\$ 3,000.00	0.00	\$ -	1.00	\$ 3,000.00	1.00	\$ 3,000.00

Harris County MUD No. 109
 Water Plant No. 2 Expansion
 BGE Job No. 7440-00
 Pay Estimate No. 10

Item	Description	Contract Quantity	Unit	Unit Price	Amount	Completed This Period	Amount This Period	Previous Period	Previous Amount	Total Completed	Total
<u>DELETE:</u>											
3.	Furnish and Install new 420,000 gallon Bolted Steel Ground Storage Tank factory coated with Thermoset Powder Epoxy including foundation with all required appurtenances; including Cathodic Protection. Complete in Cathodic Protection	-1.00	LS	\$ 21,800.00	\$ (21,800.00)	0.00	\$ -	0.00	\$ -	0.00	\$ -
	Change Order No. 1 - Subtotal				\$ 156,200.00		\$ 45,000.00		\$ 83,000.00		\$ 128,000.00
Change Order No. 2											
<u>ADD:</u>											
	Generator Price Increase	1.00	LS	\$ 15,738.00	\$ 15,738.00	0.00	\$ -	0.00	\$ -	0.00	\$ -
	Piping Price Increase	1.00	LS	\$ 22,386.19	\$ 22,386.19	0.00	\$ -	1.00	\$ 22,386.19	1.00	\$ 22,386.19
	Change Order No. 2 -Subtotal				\$ 38,124.19		\$ -		\$ 22,386.19		\$ 22,386.19
Change Order No. 3											
					\$ -	0.00	\$ -	0.00	\$ -	0.00	\$ -
Totals:					\$ 1,951,474.19		\$ 73,100.00		\$ 778,126.19		\$ 851,226.19

CONTRACTOR AFFIDAVIT FOR PARTIAL PAYMENT

STATE OF TEXAS §

COUNTY OF HARRIS §

BEFORE ME, the undersigned authority, on this day personally appeared James E. Schier
the President

of **Schier Construction Company, Inc.** ("CONTRACTOR"). CONTRACTOR has performed labor and furnished materials pursuant to that certain Contract entered into on the 26th day of April, 2021 by and between CONTRACTOR and **Harris County Municipal Utility District No. 109**, for the erection, construction, and completion of certain improvements and/or additions upon the following described premises, to wit:

"Construction of Water Plant No. 2 Expansion for Harris County MUD No. 109, Harris County, Texas."

The undersigned, being by me duly sworn, states upon oath that the materials supplied in connection with CONTRACTOR's Application for Partial Payment No. 10, dated 4/1/2022 (the "Application Date"), represents the actual cost of sound materials that have been or will be fabricated into the Work in compliance with the agreed to plans and specifications (and all authorized changes thereto).

The undersigned further states that as of the Application Date, CONTRACTOR has paid all bills and claims for materials supplied in connection with the aforesaid Partial Payment, and that there are no outstanding unpaid bills or claims for labor performed or materials furnished.

CONTRACTOR acknowledges complete satisfaction of, and forever waives and releases, all claims of every kind against OWNER or the property where the labor and/or materials were installed, including, without limitation, any liens or potential liens, which CONTRACTOR may have as a result of, or in connection with, the labor and/or materials supplied in connection with the aforesaid Partial payment.

CONTRACTOR represents that the person executing this affidavit on behalf of CONTRACTOR is duly authorized to sign this affidavit and to legally bind CONTRACTOR hereto. All of the provisions of this affidavit shall bind CONTRACTOR, its heirs, representatives, successors and assigns and shall inure to the benefit of OWNER, and its legal representatives, successors, assigns.

This affidavit is being made by the undersigned realizing that it is in reliance upon the truthfulness of the statements contained herein that a partial payment under said Contract is being made, and in consideration of the disbursement of said partial payment by OWNER.



REQUEST FOR EXTENSION OF TIME

PROJECT: HARRIS COUNTY MUD NO. 109

OWNER: HARRIS COUNTY MUD NO. 109

ATTENTION: Don Williams

JOB NUMBER: 7439-00

We request extension of completion time on our Contract in the amount of 6 Calendar Days specified as follows:

Month: March 1 - 31, 2022

1	2	3	4	5	6	7
8	9	10	11	12	13	14
15	16	17	18	19	20	21
22	23	24	25	26	27	28
29	30	31				

Reasons for Request: JOB SITE TOO WET TO WORK

SCHIER CONSTRUCTION CO., INC.
(Contractor)

By: *James J. Schier*

Recommend approval for extension of _____ calendar days.

Recommend disapproval. (See following comments)

By: _____ Date: _____

Harris County MUD No. 109

CHANGE ORDER

Number One

PROJECT:	LEE TRACT WATER LINE EXTENSION	DATE:	MARCH 30, 2022
OWNER:	HARRIS COUNTY MUD No. 109 C/O NORTON ROSE FULBRIGHT US LLP 1301 MCKINNEY, SUITE 5100 HOUSTON, TEXAS 77010 ATTENTION: OWEN H. PARKER		
CONTRACTOR:	UNDERGROUND CONSTRUCTION SOLUTIONS, LLC ATTENTION: JUAN ZAMORA	ENGINEER:	BGE, INC. JOB No. 8792-00

Contractor is directed to make the following changes in the Contract Documents:

Description of Change in Scope of Work: See attached summary

Reason for Change Order: Unanticipated field conditions.

Change in Contract Price: Original Contract Price \$ 49,182.00	Change in Contract Time: Original Contract Time 60 Calendar Days
Net Changes from Previous Change Orders \$ 00.00	Net Changes from Previous Change Orders 0 Calendar Days
Contract Price Prior to This CO \$ 49,182.00	Contract Time Prior to This CO 60 Calendar Days
Net Increase (Decrease) of This CO \$ 8,325.00	Net Increase (Decrease) of This CO 0 Calendar Days
Contract Price With All Approved Change Orders \$ 57,507.00	Contract Time With All Approved Change Orders 60 Calendar Days

RECOMMENDED:

By: _____

Engineer

Date: _____

3/30/22

APPROVED:

By: _____

Owner

Date: _____

ACCEPTED:

By: _____

Contractor

Date: _____

5/31/22

Harris County MUD No. 109
Lee Tract Water Line Extension
BGE Job No. 8792-00
CO1-Summary

<u>Item</u>	<u>Quantity</u>	<u>Unit</u>	<u>Unit Cost</u>	<u>Total</u>
<u>ADD:</u>				
Relocate connection to existing water line	1.00	LS	\$ 8,325.00	\$ 8,325.00
<hr/>				
GRAND TOTAL:			\$	8,325.00

CERTIFICATE OF INTERESTED PARTIES

FORM 1295

1 of 1

Complete Nos. 1 - 4 and 6 if there are interested parties.
Complete Nos. 1, 2, 3, 5, and 6 if there are no interested parties.

OFFICE USE ONLY CERTIFICATION OF FILING

Certificate Number:
2022-867681

Date Filed:
03/31/2022

Date Acknowledged:

1 Name of business entity filing form, and the city, state and country of the business entity's place of business.

Underground Construction Solutions, LLC
Houston, TX United States

2 Name of governmental entity or state agency that is a party to the contract for which the form is being filed.

Harris County Municipal Utility District No. 109

3 Provide the identification number used by the governmental entity or state agency to track or identify the contract, and provide a description of the services, goods, or other property to be provided under the contract.

8792-00
Lee Tract Water Line Extension

4	Name of Interested Party	City, State, Country (place of business)	Nature of interest (check applicable)	
			Controlling	Intermediary

5 Check only if there is NO Interested Party.


6 UNSWORN DECLARATION

My name is Juan C Tamora, and my date of birth is 7/15/85.

My address is 5535 Memorial Dr #212, Houston, TX, 77007, USA.
(street) (city) (state) (zip code) (country)

I declare under penalty of perjury that the foregoing is true and correct.

Executed in Harris County, State of TX, on the 31st day of March, 2022.
(month) (year)


Signature of authorized agent of contracting business entity
(Declarant)

WWWMS, INC.
HARRIS COUNTY MUD # 109
OPERATIONS REPORT
Tuesday, April 19, 2022

BILLING AND COLLECTION RECAP:

DEPOSITED IN YOUR ACCOUNT LAST MONTH:

Period Ending:	Mar-22
Deposit:	\$ 9,600.00
Penalty:	\$ 3,926.82
Water:	\$ 46,437.54
Sewer:	\$ 47,771.92
Inspection:	\$ 801.00
Voluntary Fire & EMS:	\$ -
Misc:	\$ 6,910.78
NHCRWA:	\$ 67,452.03
Reconnect:	\$ -
NSF Fee:	\$ 74.07
Total Collections:	\$ 182,974.16

CURRENT BILLING:

Period Ending:	Apr-22
Deposit:	\$ -
Penalty:	\$ 4,070.05
Water:	\$ 40,429.72
Sewer:	\$ 52,995.27
Inspection:	\$ 1,001.00
Voluntary Fire & EMS:	\$ -
Misc:	\$ 4,253.10
NHCRWA:	\$ 79,925.55
Total Billing:	\$ 182,674.69

CUSTOMER AGED RECEIVABLES:

30 Day	23%	\$ 42,465.53
60 Day	6%	\$ 10,916.85
90 Day	1%	\$ 2,068.29
120 Day	6%	\$ 11,455.58
Overpayments		\$ (10,531.94)
Total Receivables:		\$ 56,374.31

HGCSO PERIOD: 3/1/22 THRU 3/31/22

Period 6/1/21 thru 5/31/22

MONTHLY TOTAL

Gallons Authorized:	450.000	MG
Current Month Produced:	23.412	MG
Cum. Gallons Produced:	262.304	MG
Auth. Gallons Remaining:	187.696	MG
Avg. Gallons Per Month:	26.230	MG
Permit Months Remaining:	2	

WATER PLANT OPERATIONS:

Period: 3/1/2022 thru 3/31/2022

MONTHLY TOTAL

Production:	22.811	MG
Amount Purchased:	0.000	MG
Total Amount:	22.811	MG
Consumption: (Billed)	18.373	MG
Accounted for Maint. (Flushing)	2.000	MG
Est. Amt. Sold to HC MUD 151	0.800	MG
Total:	21.173	MG
Daily Average Production:	0.736	MG
Percent Accounted For:	92.82%	

NEW METER INSTALLATIONS:

Residential:	0
Commercial:	0
Total:	0

CONNECTION COUNT:

Residential:	2973
Commercial:	130
Clubs/Schools:	1
Irrigation:	19
Vacant:	33
Builders:	23
Vacation:	0
No Bill:	6
	3185
New Finals and Transfers	-33
	3152

ACCOUNTS SENT TO COLLECTIONS:

Total of (0)

HARRIS COUNTY MUD #109

ACTIVITY REPORT

April 19, 2022

Item 1: Attached Reports are listed as follows:

- A.) Accounts turned over to collections (0).
- B.) Historical data on water production report.
- C.) NHCRWA Pumpage and Billing report for March 2022
- D.) Billing / Recap Summary Report

Item 2: Ancient Oak & Upper Lake - Water Main Break 4-4-2022

- A.) Contractor, GD Directional Boring Julio Dominguez (713-894-7105), damaged water main service interrupting 10 residents. Boil water notice was issued, rescind notice followed after we received passing samples.

Item 3: Forest Timbers Dr. - HOA Recreation Center

- A.) Sanitary Sewer line is defective; located at front easement of recreation center.
See attached quote and video inspection report completed by Source Point.

Item 4: Oak Briar and Upper Lake - Water Main Break 4/13/2022

- A.) Maclin Project Manager Storm-Tek
832-504-6351
Damaged water main line with boring equipment. However, service was not interrupted for residents.

Item 5: Crawfish Portable Building - 2811 FM 1960 East

- A.) Investigate water / sewer connection.

Item 6: Fire Hydrants

Schedule to flush and inspect fire hydrants after April 25, 2022.

Item 7: Disinfectant Level Quarterly Operating Report (DLQOR)

- A.) Completed and submitted first quarter report.

Item 8: Cut off Report

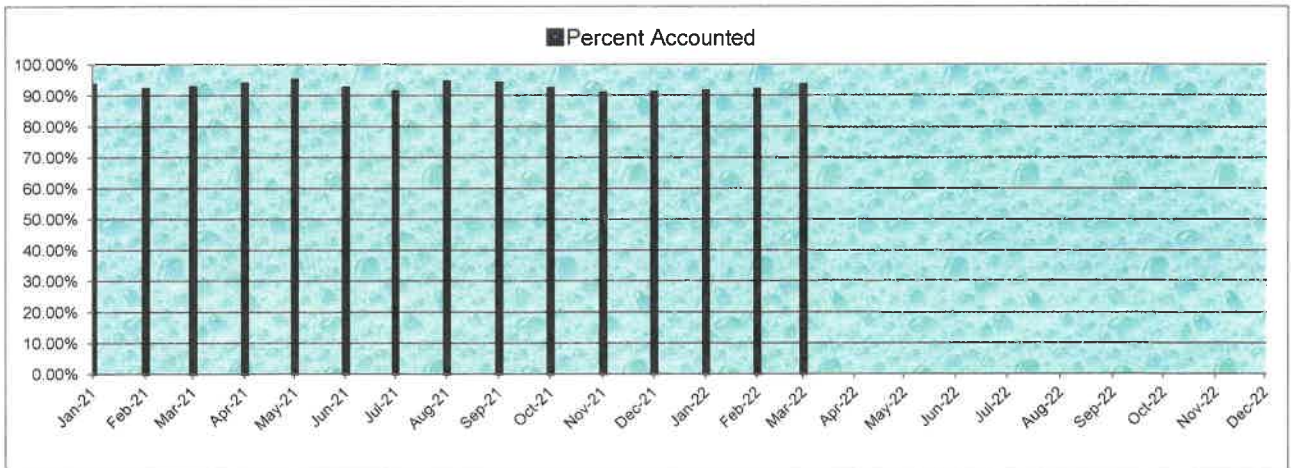
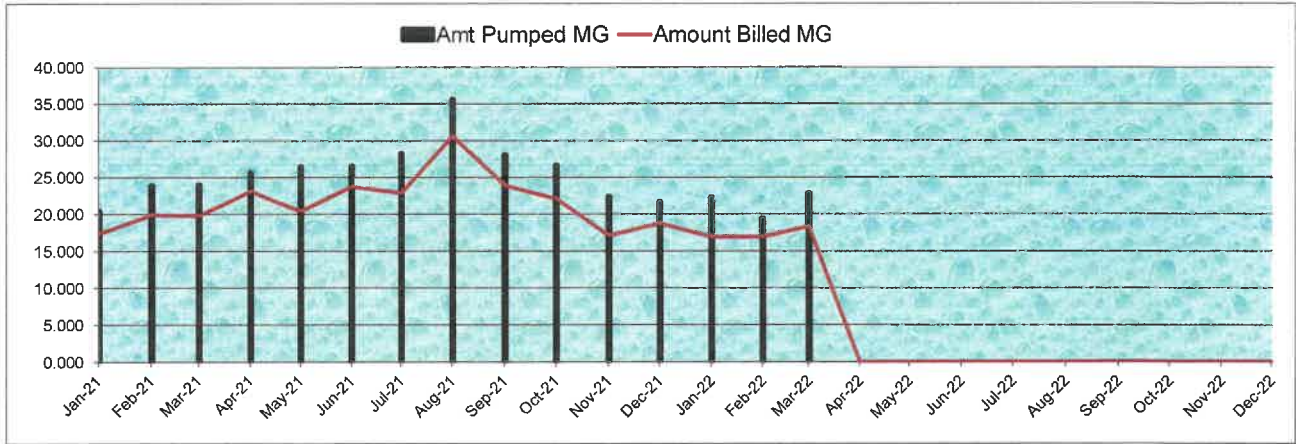
- A.) Approve to proceed with cut offs.

HARRIS COUNTY MUD #109

WATER PRODUCTION REPORT

April 19, 2022

Month /Year	Amt Pumped MG	Amt Billed MG	Maint. MG	Purchased MG	Amount HC 151	Total Amount	Percent Accounted
Jan-21	20.464	17.381	0.650	0.000	1.000	19.031	93.00%
Feb-21	23.857	19.921	1.200	0.000	0.700	21.821	91.47%
Mar-21	23.992	19.792	1.500	0.000	0.800	22.092	92.08%
Apr-21	25.638	23.101	0.000	0.000	0.800	23.901	93.22%
May-21	26.438	20.382	3.800	0.000	0.800	24.982	94.49%
Jun-21	26.529	23.765	0.000	0.000	0.600	24.365	91.84%
Jul-21	28.227	22.834	2.000	0.000	0.800	25.631	90.80%
Aug-21	35.609	30.605	2.000	0.000	0.800	33.405	93.81%
Sep-21	28.028	23.898	1.500	0.000	0.800	26.198	93.47%
Oct-21	26.613	22.092	1.500	0.000	0.800	24.392	91.65%
Nov-21	22.398	17.099	2.300	0.000	0.800	20.199	90.18%
Dec-21	21.649	18.748	0.000	0.000	0.800	19.548	90.30%
Jan-22	22.266	16.936	2.500	0.000	0.800	20.236	90.88%
Feb-22	19.401	16.923	0.000	0.000	0.800	17.723	91.35%
Mar-22	22.811	18.373	2.000	0.000	0.800	21.173	92.82%
Apr-22							
May-22							
Jun-22							
Jul-22							
Aug-22							
Sep-22							
Oct-22							
Nov-22							
Dec-22							
Total	373.920	311.850	20.950	0.000	11.900	344.697	1381.37%
Average	24.928	20.790	1.397	0.000	0.793	22.980	92.09%



NORTH HARRIS COUNTY REGIONAL WATER AUTHORITY
Groundwater and/or Surface Water Reporting and Billing Form - 2022
 Report filed online <http://oprs.nhcrwa.com>

Name of Well Owner or Recipient of Surface Water: Harris County MUD 109

Billing period for which the report is being filed

Billing Period	Rate per 1,000 gallons	Due Date
March 01-31, 2022	\$4.60 groundwater \$5.05 surface water	May 18, 2022

Gallons of Groundwater Pumped for Billing Period

	Start Meter Reading	End Meter Reading	Total
Well #2083	279,419 x1000	281,101 x1000	1,682,000
Well #4448	104,216 x1000	125,345 x1000	21,129,000
Adjustment			0

Water imported from outside NHCRWA

Imported water Meter reading:	Source:		
	x	x	0

Miscellaneous water (not billed)

Other entity	Water Type	Direction	Amount
	Groundwater	Out	

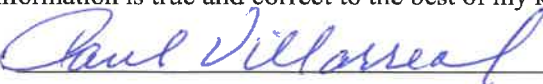
1	Enter total gallons of groundwater pumped and/or imported	22,811,000
2	Divide by 1000	22,811
3	Total groundwater fee due (multiply line 2 x \$4.60)	\$104,930.60
4	Enter total gallons of surface water received	0
5	Divide by 1000	0
6	Total surface water fee due (multiply line 5 x \$5.05)	\$0.00
7	Deduct 2003 Capital Contribution Credit amount, if applicable	(\$12,261.25)
8	Deduct 2005 Capital Contribution Credit amount, if applicable	(\$0.00)
9	Deduct 2008 Capital Contribution Credit amount, if applicable	(\$0.00)
10	Deduct Chloramination System Credit or other asset credit, if applicable	(\$0.00)
11	Other Credits:	(\$0.00)
12	Total due	\$92,669.35

If your payment is received late, the Authority will send you an invoice for the late fees set forth in the Rate Order.

I declare that the above information is true and correct to the best of my knowledge and belief.

Date: April 13, 2022

Signed



Name: Paul Villarreal

Title: Operator

Make check payable to:

North Harris County Regional Water Authority; Dept. 35, P.O. Box 4346 Houston, Texas 77210-4346

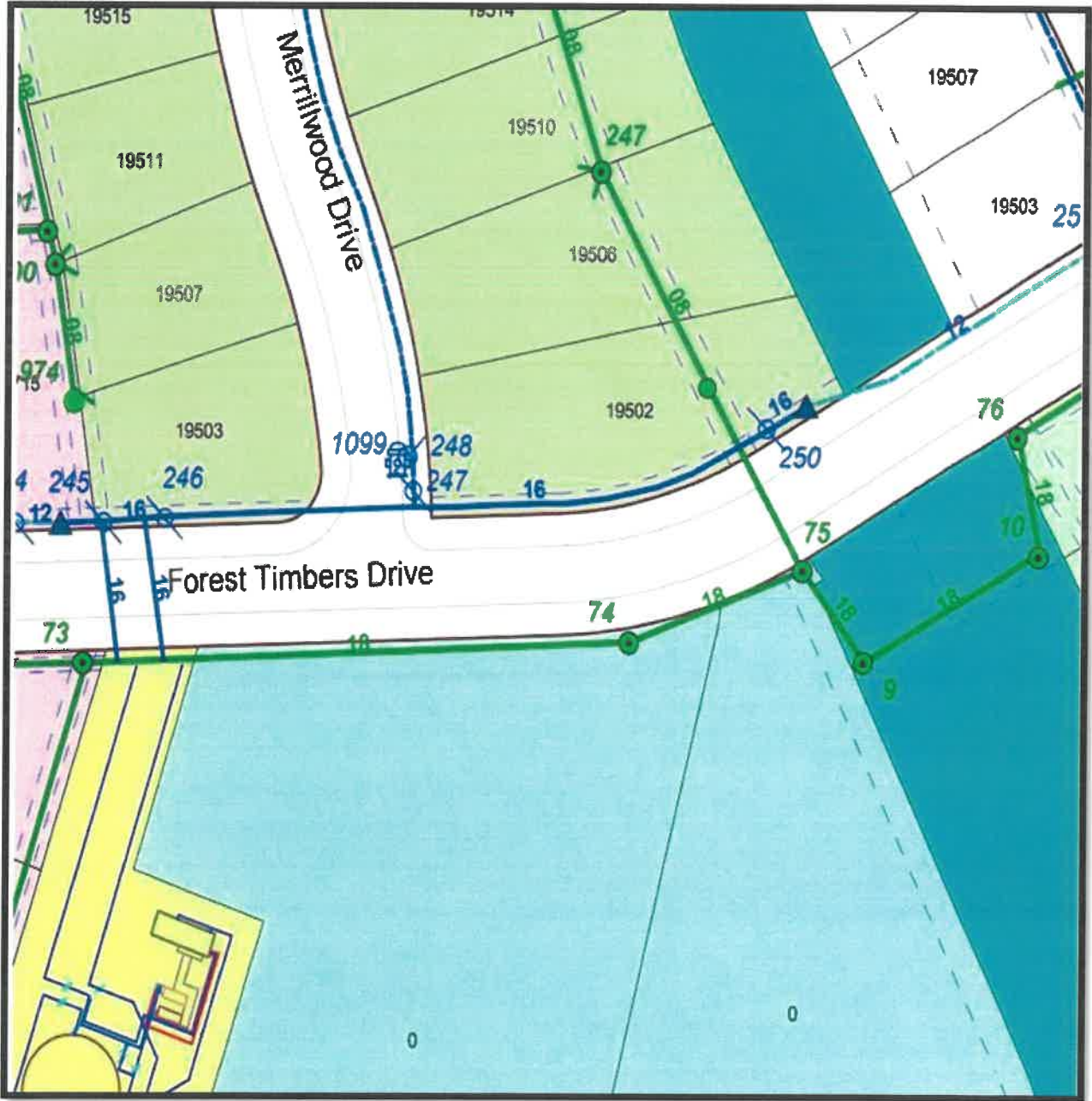
Please mail this form with the payment or fax to 281-440-4104, phone: 281-440-3924

[Click here](#) to return to the Home Page.

HARRIS COUNTY MUD 109

FOREST TIMBERS DRIVE

SEWER MAIN BREAK BETWEEN MANHOLE 74 AND MANHOLE 75



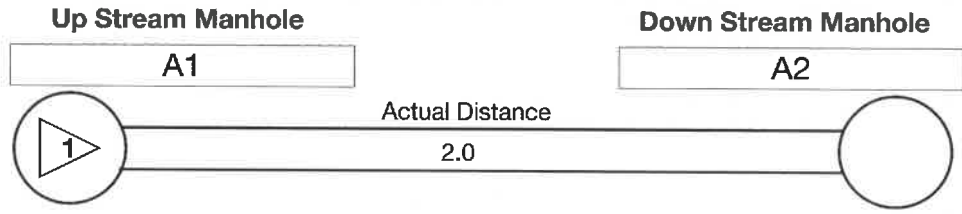
VIDEO INSPECTION REPORT

PROJECT: Harris County MUD 109
AREA: Forest Timbers Dr.

DATA MANAGEMENT INFORMATION

Disc Number: PAL-001
 Report Date: 3/21/2022
 Segment File No.: PAL001.1 .mp4
 TV Date: 3/17/2022
 Report File No.: PAL001.1 .pdf
 TV Tech: TJ
 Project Operator: WWWMS
 Project Engineer:

Line Segment Information



UpStream Manhole Address: Open area near bayou
 DownStream Manhole Address: 5702 Forest Timbers Drive

Ups MH Type: PRE-CAST
 Condition: Average
 Dwn MH Type: PRE-CAST
 Condition: Average

LINE SEGMENT and PIPE INFORMATION

Tv Distance: 2.0
 Pipe Type: PVC
 Pipe Diameter: 18.0"
 Line Number:
 Line Depth: 19.50'
 Easement: Street ROW
 Estimated Connections: >100
 Line Class: Main Line

TEST CONDITIONS

Inspection Format: Evaluation Survey-Sanitary Sewer
 Camera Direction: Upstream
 Line Status: Live, "in-service"
 Dye Test: N/A
 Dye Test Result: N/A

SIGNIFICANT IMAGES



.0 Station Defect

Obstruction, Fixed, >50% Hole in Wall

STA. D	STA. R	🕒	Observations	Tap	Struc. Def.	Obs. Def.	Joint Def.	Align.	I & I	Det.
0.0	0		Begin Reverse, MH	0	0	0	0	0	0	0
2.0	12		Obstruction, Fixed, >50% Hole in Wall End Inspection Attempt- obstruction ***Incomplete Inspection***		10				10	

Tackle Construction Co., Inc.
P.O. Box 639
Brookshire, TX 77423
Phone: 281-391-3232 / Fax: 281-391-3228

ESTIMATE ONLY

APRIL 12, 2022

WWWMS
P.O. BOX 680529
HOUSTON, TX. 77268-0529
ATTN: PAUL VILLARREAL

RE: HCMUD #109- FOREST TIMBER DR.

WE HEREBY PROPOSE TO FURNISH ALL MATERIALS AND PERFORM ALL LABOR NECESSARY IN ORDER TO COMPLETE THE FOLLOWING:

REPLACE 120 LF OF 18" SANITARY SEWER LINE AT A DEPTH OF APPROXIMATELY 20 FEET

ALL MATERIAL IS GUARANTEED TO BE AS PER SPECIFICATIONS. THE ABOVE WORK IS TO BE PERFORMED IN ACCORDANCE WITH VERBAL INSTRUCTIONS AND COMPLETED IN A WORKMANLIKE MANNER.

\$205,500.00

*EXCLUDES MANHOLE REPAIRS, PERMITS, BONDS, LABS/TESTING, STEEL PLATE RENTAL, BY-PASSING, MOVING ANY EXISITING UTILITIES, LANDSCAPE, ENGINEER FEES, CASING, ROAD BORE, CONCRETE, SURVEY/ STAKING, PRE/ POST TV REPORT

ALL AGREEMENTS ARE CONTINGENT UPON STRIKES, ACCIDENTS, OR DELAY BEYOND OUR CONTROL.

PLEASE LET ME KNOW IF YOU HAVE ANY QUESTIONS CONCERNING THIS ESTIMATE.

THANK YOU FOR YOUR CONSIDERATION.

SINCERELY,

STEPHEN CALHOUN